

S. MALAYSIA : SEMBELIHAN TERNAKAN YANG DIREKOD, 2018

P. Malaysia : Recorded Slaughter of Livestock, 2018

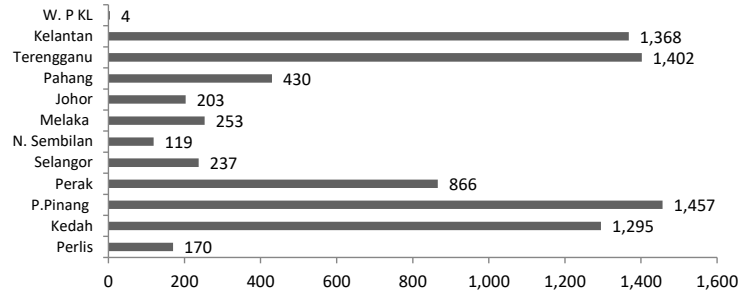
NEGERI <i>State</i>	KERBAU <i>Buffalo</i>	LEMBU <i>Cattle</i>	KAMBING <i>Goat</i>	BEBIRI <i>Sheep</i>	BABI <i>Swine</i>
Perlis	170	4,747	922	-	3,586
Kedah	1,295	7,068	14,021	2,735	-
P.Pinang	1,457	15,383	6,184	925	64,509
Perak	866	15,222	5,694	5,960	211,786
Selangor	237	20,598	18,842	5,025	650,898
N. Sembilan	119	2,773	7,542	1,803	-
Melaka	253	2,051	3,638	520	79,457
Johor	203	7,829	15,347	5,656	285,977
Pahang	430	3,038	3,044	992	29,000
Terengganu	1,402	5,049	3,246	211	-
Kelantan	1,368	18,542	247	195	350
W. P KL	4	1,428	339	-	
JUMLAH <i>Total</i>					
2018	7,804	103,728	79,066	24,022	1,325,563
2017	9,058	116,036	63,875	18,386	1,304,977
% tambah/(susut) <i>% Increase/(Decrease)</i>	(13.8)	(10.6)	23.8	30.7	1.6

Sumber : Sistem E-Permit 2

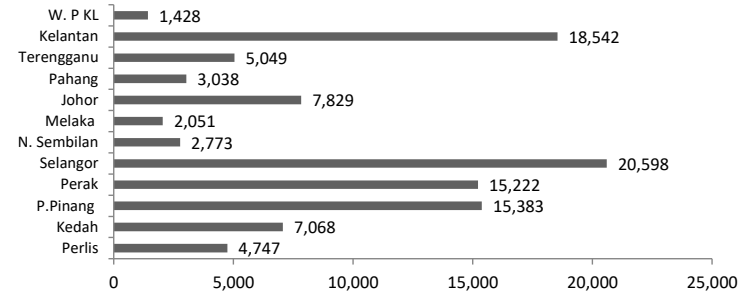
S. MALAYSIA : SEMBELIHAN TERNAKAN YANG DIREKOD, 2018

P. Malaysia : Recorded Slaughter of Livestock, 2018

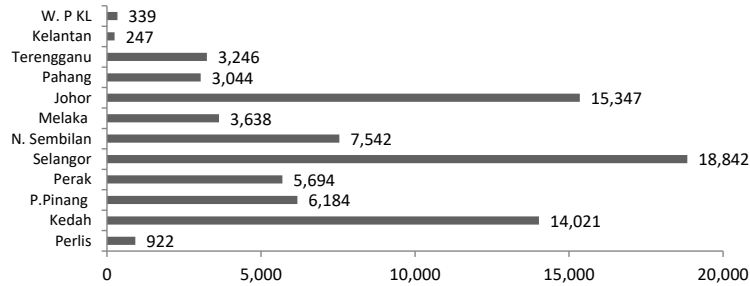
S. Malaysia : Sembelihan Ternakan Kerbau Yang Direkod Mengikut Negeri, 2018
P. Malaysia : Recorded Slaughter of Buffalo By State, 2018



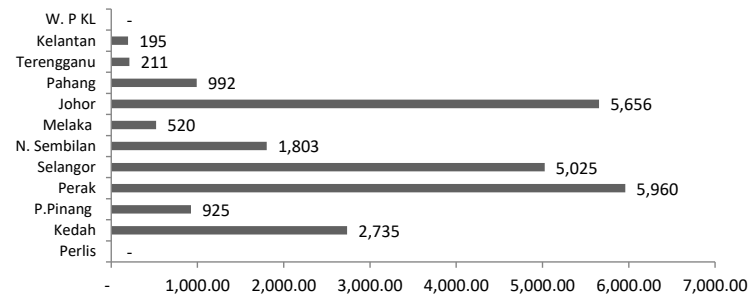
S. Malaysia : Sembelihan Ternakan Lembu Yang Direkod Mengikut Negeri, 2018
P. Malaysia : Recorded Slaughter of Cattle By State, 2018



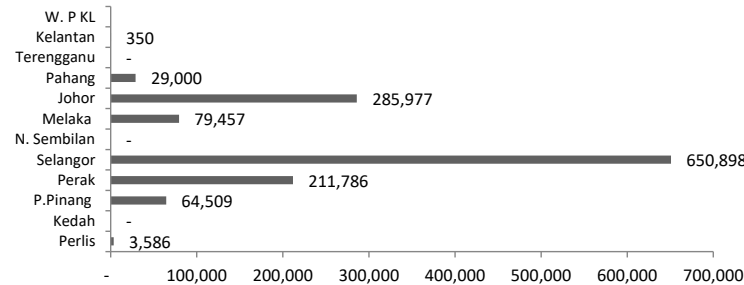
S. Malaysia : Sembelihan Ternakan Kambing Yang Direkod Mengikut Negeri, 2018
P. Malaysia : Recorded Slaughter of Goat By State, 2018



S. Malaysia : Sembelihan Ternakan Bebiri Yang Direkod Mengikut Negeri, 2018
Malaysia : Recorded Slaughter of Sheep By State, 2018



S. Malaysia : Sembelihan Ternakan Babi Yang Direkod Mengikut Negeri, 2018
P. Malaysia : Recorded Slaughter of Swine By State, 2018

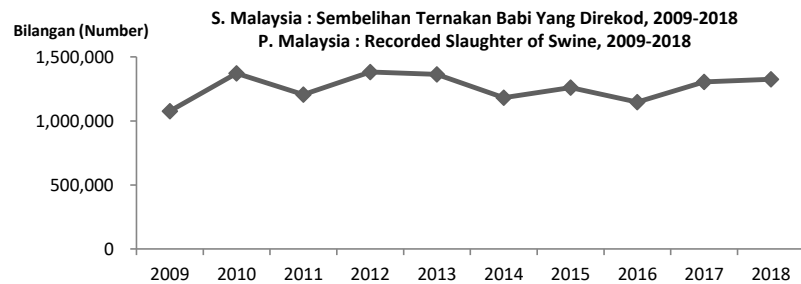
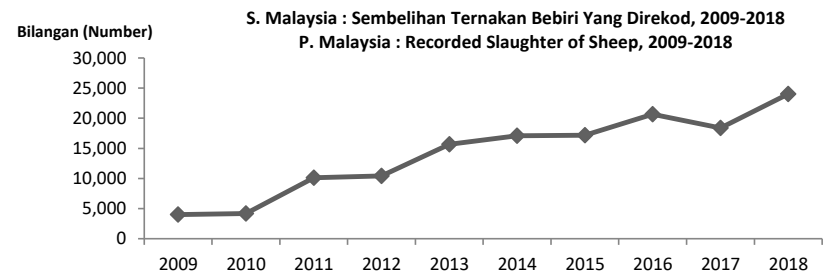
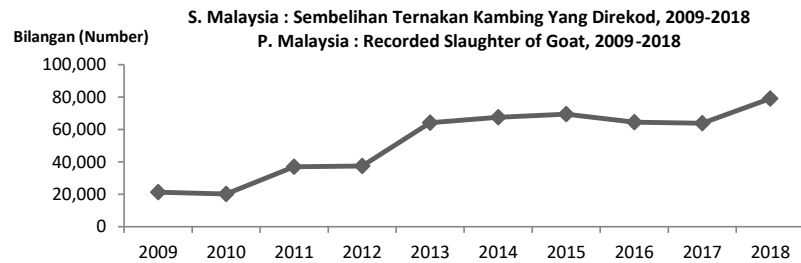
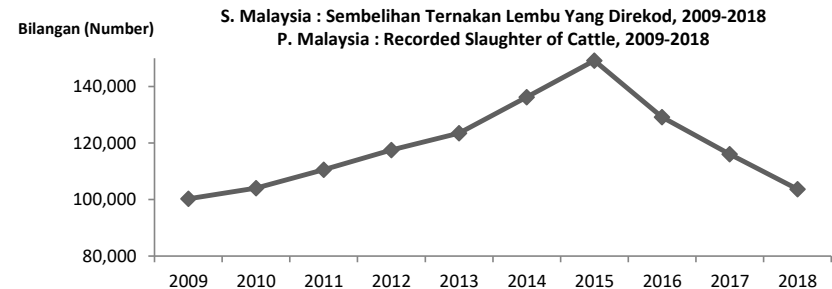
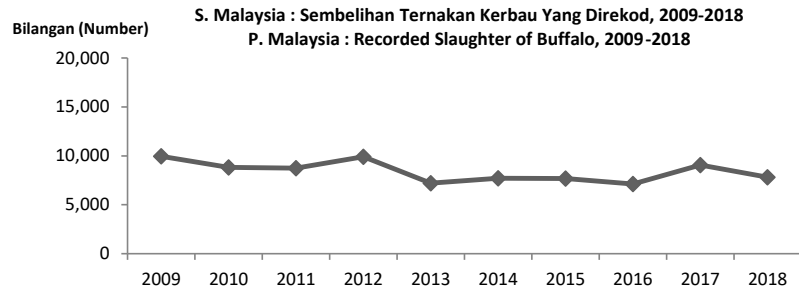


S. MALAYSIA : SEMBELIHAN TERNAKAN YANG DIREKOD, 2009-2018*P. Malaysia : Recorded Slaughter of Livestock, 2009-2018*

TAHUN <i>Year</i>	KERBAU <i>Buffalo</i>	LEMBU <i>Cattle</i>	KAMBING <i>Goat</i>	BEBIRI <i>Sheep</i>	BABI <i>Swine</i>
2009	9,951	100,263	21,245	3,998	1,076,578
2010	8,816	104,060	20,191	4,163	1,370,706
2011	8,752	110,600	36,896	10,109	1,205,912
2012	9,920	117,491	37,406	10,406	1,381,833
2013	7,219	123,496	64,097	15,665	1,363,611
2014	7,715	136,225	67,586	17,082	1,181,978
2015	7,678	149,174	69,449	17,193	1,259,230
2016	7,121	129,224	64,411	20,676	1,147,780
2017	9,058	116,036	63,875	18,386	1,304,977
2018	7,804	103,728	79,066	24,022	1,325,563

S. MALAYSIA : SEMBELIHAN TERNAKAN YANG DIREKOD, 2009-2018

P. Malaysia : Recorded Slaughter of Livestock, 2009-2018



S. MALAYSIA : SEMBELIHAN BULANAN TERNAKAN KERBAU YANG DIREKOD MENGIKUT NEGERI, 2018

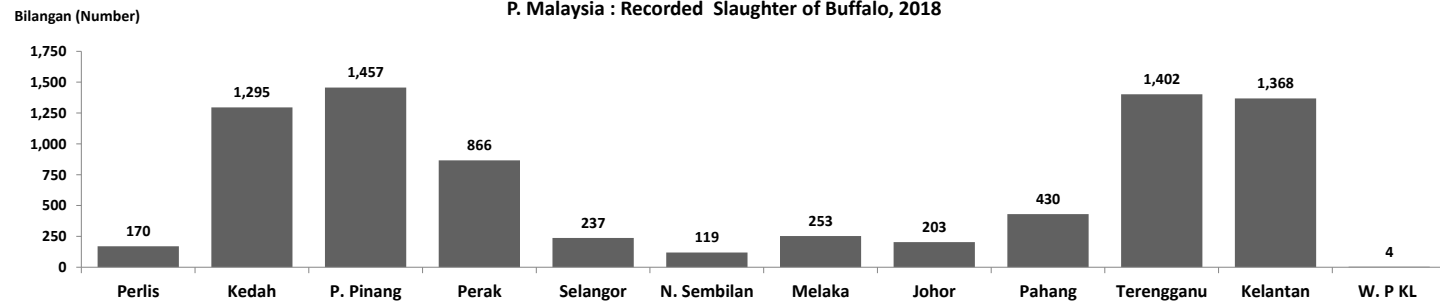
P. Malaysia : Recorded Monthly Slaughter of Buffalo By State, 2018

NEGERI State	JAN Jan	FEB Feb	MAC Mar	APR Apr	MEI May	JUN Jun	JUL Jul	OGO Aug	SEP Sep	OKT Oct	NOV Nov	DIS Dec	JUMLAH Total
Perlis			25			4	23	46	10	35	15	12	170
Kedah	45	82	48	83	118	115	203	225	25	42	148	161	1,295
P. Pinang	47	205	91	66	148	215	140	209	93	81	93	69	1,457
Perak	32	23	50	52	9	256	66	94	100	135	14	35	866
Selangor	6	4	10	51	24	16	5	51	29	25	6	10	237
N. Sembilan						40		6	19	23	10	21	119
Melaka	30	90		28	30	30		45					253
Johor	11	7	12	40		20		101		12			203
Pahang	21	28	22	30	41	71	19	136	11	14	18	19	430
Terengganu	28	50	40	23	82	337	216	426	108	35	43	14	1,402
Kelantan	16	39	101	101	148	327	119	229	16	127	110	35	1,368
W. P KL								4					4
JUMLAH Total	236	528	399	474	600	1,431	791	1,572	411	529	457	376	7,804

Sumber : Sistem E-Permit 2

S. Malaysia : Sembelihan Ternakan Kerbau Yang Direkod, 2018

P. Malaysia : Recorded Slaughter of Buffalo, 2018



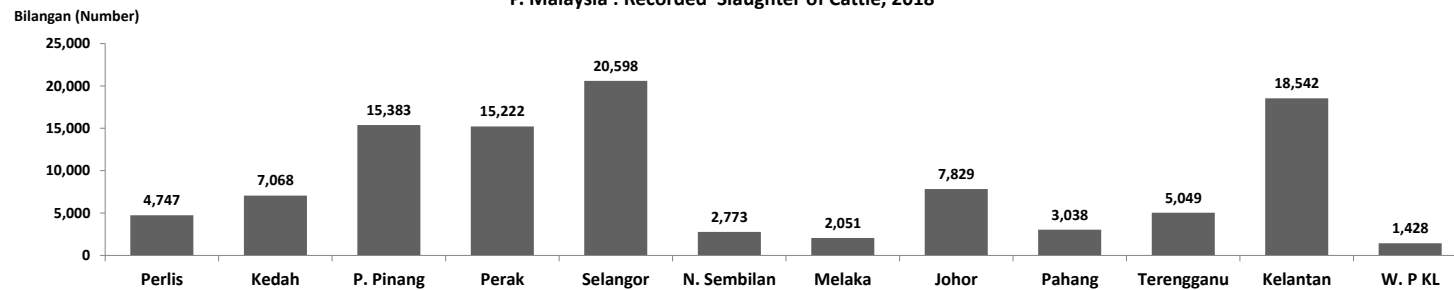
S. MALAYSIA : SEMBELIHAN BULANAN TERNAKAN LEMBU YANG DIREKOD MENGIKUT NEGERI, 2018

P. Malaysia : Recorded Monthly Slaughter of Cattle By State, 2018

NEGERI <i>State</i>	JAN <i>Jan</i>	FEB <i>Feb</i>	MAC <i>Mar</i>	APR <i>Apr</i>	MEI <i>May</i>	JUN <i>Jun</i>	JUL <i>Jul</i>	OGO <i>Aug</i>	SEP <i>Sep</i>	OKT <i>Oct</i>	NOV <i>Nov</i>	DIS <i>Dec</i>	JUMLAH <i>Total</i>
Perlis	112	130	324	664	347	660	455	921	293	250	381	210	4,747
Kedah	168	241	237	411	593	636	1291	1,185	377	412	874	643	7,068
P. Pinang	425	1,751	863	898	1,275	2,419	1369	2,905	1,191	837	518	932	15,383
Perak	634	1,346	664	1,718	1,648	1,884	2013	1,769	588	950	1,100	908	15,222
Selangor	337	391	738	1,088	1,451	2,551	4,605	4,948	1,350	1,740	712	687	20,598
N. Sembilan	133	33	102	200	318	316	616	451	88	174	141	201	2,773
Melaka	20	140	16	150	140	773	163	95	217	42	115	180	2,051
Johor	411	1,123	211	356	387	575	1295	751	719	966	676	359	7,829
Pahang	130	190	112	205	110	425	241	625	426	113	167	294	3,038
Terengganu	108	131	226	344	235	606	914	1,425	268	294	270	228	5,049
Kelantan	1,258	1,482	1,605	1,719	1,215	2,943	1,578	1,569	1,324	1,327	1,202	1,320	18,542
W. P KL				1			2	1,425					1,428
JUMLAH <i>Total</i>	3,736	6,958	5,098	7,754	7,719	13,788	14,542	18,069	6,841	7,105	6,156	5,962	103,728

Sumber : Sistem E-Permit 2

S. Malaysia : Sembelihan Ternakan Lembu Yang Direkod, 2018
P. Malaysia : Recorded Slaughter of Cattle, 2018

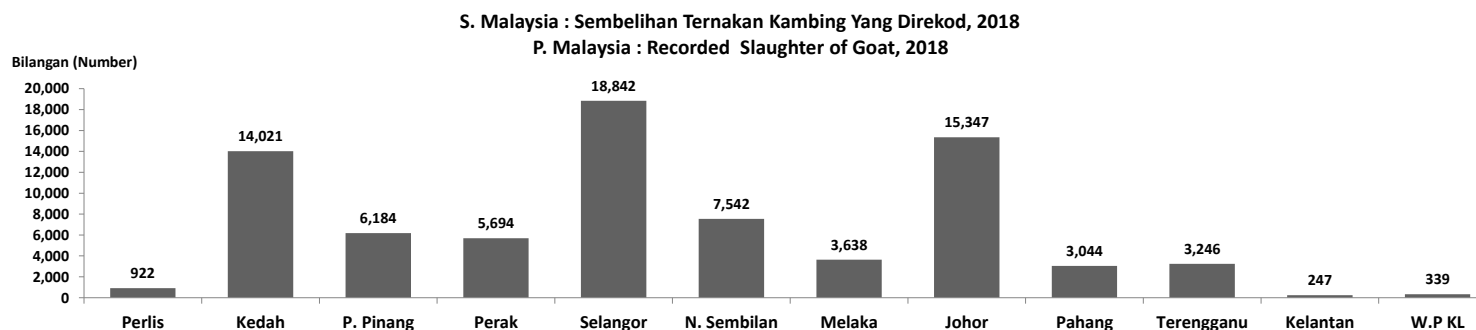


S. MALAYSIA : SEMBELIHAN BULANAN TERNAKAN KAMBING YANG DIREKOD MENGIKUT NEGERI, 2018

P. Malaysia : Recorded Monthly Slaughter of Goat By State, 2018

NEGERI <i>State</i>	JAN <i>Jan</i>	FEB <i>Feb</i>	MAC <i>Mar</i>	APR <i>Apr</i>	MEI <i>May</i>	JUN <i>Jun</i>	JUL <i>Jul</i>	OGO <i>Aug</i>	SEP <i>Sep</i>	OKT <i>Oct</i>	NOV <i>Nov</i>	DIS <i>Dec</i>	JUMLAH <i>Total</i>
Perlis				220	130	100		340				132	922
Kedah	570	1,460	840	900	1,080	2,380	1110	1,568	1,040	1,073	960	1,040	14,021
P. Pinang	100	880	106	64	1,044	294	370	664	258	780	1,353	271	6,184
Perak	470	290	500	515	370	630	341	1,040	309	188	500	541	5,694
Selangor	702	790	1,120	1,480	1,362	3,276	2581	2,003	2,190	2,607	621	110	18,842
N. Sembilan			120	312		205	590	2,023	600	1,040	1,080	1,572	7,542
Melaka					30	239	436	620	735	433	1,025	120	3,638
Johor	2,063	1,841	1,175	560	688	1,240	1794	1,964	1,210	1,010	962	840	15,347
Pahang			200	50	20	685	580	892	190	157	250	20	3,044
Terengganu		220	320	120	260	300	410	410	200	320	220	466	3,246
Kelantan		15			22	80	11	104		5	10		247
W.P KL							13	306	20				339
JUMLAH <i>Total</i>	3,905	5,496	4,381	4,221	5,006	9,429	8,236	11,934	6,752	7,613	6,981	5,112	79,066

Sumber : Sistem E-Permit 2



S. MALAYSIA : SEMBELIHAN BULANAN TERNAKAN BEBIRI YANG DIREKOD MENGIKUT NEGERI, 2018

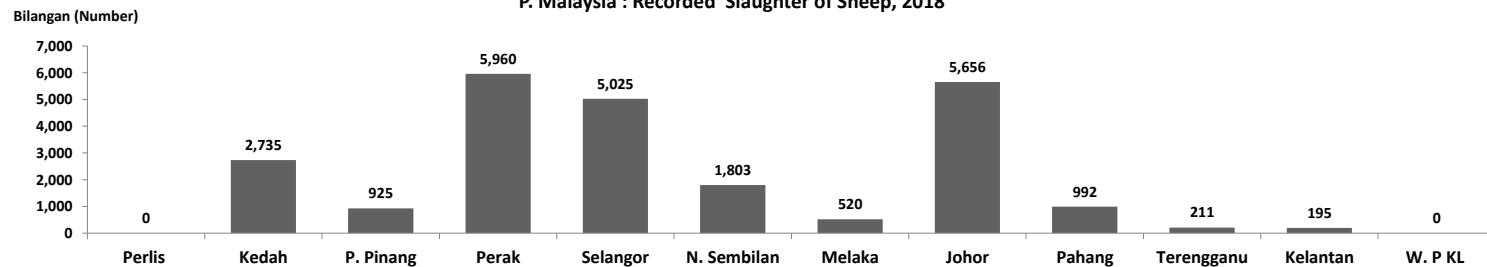
P. Malaysia : Recorded Monthly Slaughter of Sheep, 2018

NEGERI State	JAN Jan	FEB Feb	MAC Mar	APR Apr	MEI May	JUN Jun	JUL Jul	OGO Aug	SEP Sep	OKT Oct	NOV Nov	DIS Dec	JUMLAH Total
Perlis													0
Kedah					320	630	310	1,055	200	100	120		2,735
P. Pinang	54	80	48					240	91	250	130	32	925
Perak	180	620	320	270	575	750	380	1,388	629	433	100	315	5,960
Selangor		15	97	225	387	1,038	495	1,263	655	420	145	285	5,025
N. Sembilan	70		10	50		241	230	462	11	150	165	414	1,803
Melaka	42	40				9	30	214	165	20			520
Johor	403	285	65	125	330	665	910	1,275	605	423	310	260	5,656
Pahang	20	25	61	65	60	143	81	280	142	95	10	10	992
Terengganu			200	10								1	211
Kelantan						45		83	67				195
W. P. KL													0
JUMLAH Total	769	1,065	801	745	1,672	3,521	2,436	6,260	2,565	1,891	980	1,317	24,022

Sumber : Sistem E-Permit 2

S. Malaysia : Sembelihan Ternakan Bebiri Yang Direkod, 2018

P. Malaysia : Recorded Slaughter of Sheep, 2018



S. MALAYSIA : SEMBELIHAN BULANAN TERNAKAN BABI YANG DIREKOD MENGIKUT NEGERI, 2018

P. Malaysia : Recorded Monthly Slaughter of Swine By State, 2018

NEGERI <i>State</i>	JAN <i>Jan</i>	FEB <i>Feb</i>	MAC <i>Mar</i>	APR <i>Apr</i>	MEI <i>May</i>	JUN <i>Jun</i>	JUL <i>Jul</i>	OGO <i>Aug</i>	SEP <i>Sep</i>	OKT <i>Oct</i>	NOV <i>Nov</i>	DIS <i>Dec</i>	JUMLAH <i>Total</i>
Perlis	200	190	299	272	282	274	272	587	299	302	312	297	3,586
Kedah #													0
P. Pinang	6,287	5,577	5,121	5,486	4,966	5,304	5,608	6,044	4,564	5,095	4,830	5,627	64,509
Perak	20,088	17,244	18,644	16,567	17,330	16,947	17,542	18,044	15,427	19,583	16,143	18,227	211,786
Selangor	59,756	49,507	53,212	50,699	55,394	55,081	53,905	56,980	52,402	55,622	53,019	55,321	650,898
N. Sembilan #													0
Melaka	8,001	5,814	6,994	6,392	6,554	6,586	6,492	7,028	6,319	6,695	6,244	6,338	79,457
Johor	25,773	20,288	23,807	22,590	23,919	24,870	23,674	24,935	23,837	25,115	23,104	24,065	285,977
Pahang	2,656	2,214	2,406	2,256	2,577	2,477	2,517	2,733	2,255	2,470	2,251	2,188	29,000
Terengganu #													0
Kelantan		350											350
W. P KL													0
JUMLAH <i>Total</i>	122,761	101,184	110,483	104,262	111,022	111,539	110,010	116,351	105,103	114,882	105,903	112,063	1,325,563

: *Tiada penyembelihan direkodkan (None)*

** *Tidak dinyatakan rekod sembelihan bulanan*

