

**MALAYSIA : HARGA DI LADANG HASILAN TERNAKAN, 2017**

*Malaysia : Ex-Farm Price of Livestock Products, 2017*

<b>KOMODITI</b> <i>Commodity</i>	<b>JAN</b> <i>Jan</i>	<b>FEB</b> <i>Feb</i>	<b>MAC</b> <i>Mar</i>	<b>APR</b> <i>Apr</i>	<b>MEI</b> <i>May</i>	<b>JUN</b> <i>Jun</i>	<b>JUL</b> <i>Jul</i>	<b>OGO</b> <i>Aug</i>	<b>SEP</b> <i>Sep</i>	<b>OKT</b> <i>Oct</i>	<b>NOV</b> <i>Nov</i>	<b>DIS</b> <i>Dec</i>	<b>PURATA</b> <i>Average</i>
<b>AYAM KACUKAN (HIDUP)</b> <i>Cross Bred (Live)</i> (RM/kg)	5.45	5.60	5.20	5.20	5.35	5.55	5.85	5.90	4.95	5.10	5.20	5.25	<b>5.40</b>
<b>AYAM KAMPUNG (BETINA)</b> <i>Local Fowl (Female)</i> (RM/kg)	8.65	8.65	8.65	8.65	8.65	8.65	8.65	8.65	8.65	8.65	8.65	8.65	<b>8.65</b>
<b>PUYUH PROSES</b> <i>Processed Quail - (RM/kg)</i>													
<b>AYAM TUA</b> <i>Culled Chicken</i> (RM/kg)	5.20	5.20	5.20	5.20	5.20	6.00	6.00	5.90	6.00	6.00	6.00	6.00	<b>5.15</b>
<b>TELUR AYAM (sen/biji)</b> <i>Chicken Egg (cent/egg)</i>													
Gred A	0.34	0.34	0.33	0.32	0.33	0.33	0.33	0.33	0.35	0.34	0.34	0.35	<b>0.33</b>
Gred B	0.33	0.33	0.32	0.3	0.32	0.31	0.31	0.32	0.34	0.33	0.33	0.33	<b>0.32</b>
Gred C	0.32	0.31	0.31	0.29	0.3	0.3	0.3	0.31	0.33	0.32	0.31	0.32	<b>0.31</b>
<b>TELUR ITIK (sen/biji)</b> <i>Duck Egg (cent/egg)</i>													
Besar (Large)	0.47	0.48	0.47	0.47	0.47	0.47	0.48	0.47	0.47	0.48	0.47	0.47	<b>0.47</b>
Sedang (Medium)	0.39	0.39	0.39	0.39	0.39	0.39	0.39	0.39	0.39	0.39	0.39	0.39	<b>0.39</b>
<b>TELUR MASIN MERAH (sen/biji)</b> <i>Salted Egg (cent/egg)</i>	0.70	0.70	0.70	0.70	0.70	0.65	0.65	0.65	0.65	0.65	0.65	0.65	<b>0.65</b>
<b>TELUR PUYUH (sen/biji)</b> <i>Quail Egg (cent/eggs)</i>													
Sedang (Medium)	0.12	0.12	0.12	0.12	0.12	0.12	0.12	0.12	0.12	0.12	0.13	0.12	<b>0.12</b>

Sumber : FAMA - Warta Barangan

Source : FAMA

**MALAYSIA : HARGA DI LADANG HASILAN TERNAKAN, 2008-2017**

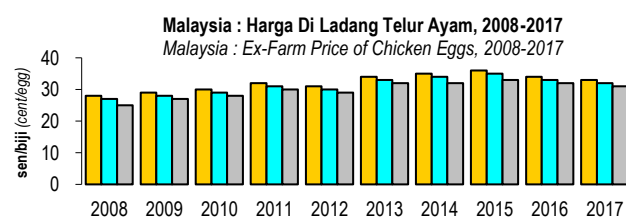
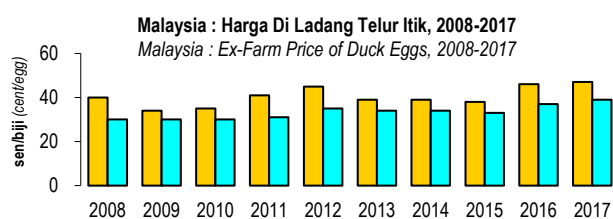
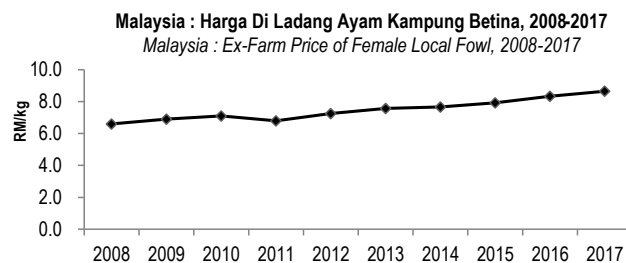
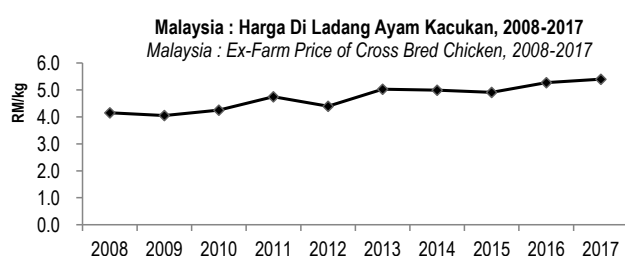
*Malaysia : Ex-Farm Price of Livestock Products, 2008-2017*

<b>KOMODITI</b> <i>Commodity</i>	2008	2009	2010	2011	2012	2013	2014	2015	2016	2017
<b>AYAM KACUKAN BETINA (HIDUP)</b> <i>Female Cross Bred (Live) - (RM/kg)</i>	4.15	4.05	4.25	4.75	4.40	5.03	4.99	4.91	5.27	5.40
<b>AYAM KAMPUNG (BETINA)</b> <i>Local Fowl (Female) - (RM/kg)</i>	6.60	6.90	7.10	6.80	7.25	7.58	7.67	7.92	8.33	8.65
<b>PUYUH PROSES</b> <i>Processed Quail - (RM/kg)</i>	8.45	9.90	9.65	10.50	8.50	8.50	8.52	18.00	<i>n.a</i>	<i>n.a</i>
<b>AYAM TUA</b> <i>Culled Chicken (RM/kg)</i>	3.1	3.35	3.80	4.00	3.85	4.03	3.76	5.15	5.17	5.15
<b>TELUR AYAM (sen/biji)</b> <i>Chicken Egg (cent/egg)</i>										
Gred A	28	29	30	32	31	34	35	36	34	33
Gred B	27	28	29	31	30	33	34	35	33	32
Gred C	25	27	28	30	29	32	32	33	32	31
<b>TELUR ITIK (sen/biji)</b> <i>Duck Egg (cent/egg)</i>										
Besar ( <i>Large</i> )	40	34	35	41	45	39	39	38	46	47
Sedang ( <i>Medium</i> )	30	30	30	31	35	34	34	33	37	39
<b>TELUR MASIN MERAH (sen/biji)</b> <i>Salted Egg (cent/egg)</i>	45	39	40	40	45	59	42	56	68	65
<b>TELUR PUYUH (sen/biji)</b> <i>Quail Egg (cent/egg)</i>	9	8	7	9	10	10	10	10	9	12

Sumber : FAMA - Warta Barangan

*n.a : tiada maklumat (not available)*

.Source : FAMA



■ Gred A ■ Gred B ■ Gred C

■ Gred A ■ Gred B ■ Gred C

**MALAYSIA : HARGA BORONG HASILAN TERNAKAN, 2017**

*Malaysia : Wholesale Price of Livestock Products, 2017*

<b>KOMODITI</b> <i>Commodity</i>	<b>JAN</b> <i>Jan</i>	<b>FEB</b> <i>Feb</i>	<b>MAC</b> <i>Mar</i>	<b>APR</b> <i>Apr</i>	<b>MEI</b> <i>May</i>	<b>JUN</b> <i>Jun</i>	<b>JUL</b> <i>Jul</i>	<b>OGO</b> <i>Aug</i>	<b>SEP</b> <i>Sep</i>	<b>OKT</b> <i>Oct</i>	<b>NOV</b> <i>Nov</i>	<b>DIS</b> <i>Dec</i>	<b>PURATA</b> <i>Average</i>
<b>AYAM KACUKAN BETINA (HIDUP)</b> <i>Female Cross Bred (Live) - (RM/kg)</i>	6.00	6.05	5.55	5.60	5.85	6.15	6.50	6.55	5.45	5.65	5.80	5.85	<b>5.90</b>
<b>AYAM KAMPUNG (BETINA)</b> <i>Local Fowl (Female) - (RM/kg)</i>	10.85	11.25	11.25	11.25	11.25	11.20	11.25	11.30	11.25	11.20	10.90	11.20	<b>11.05</b>
<b>AYAM PROSES (STANDARD)</b> <i>Processed Chicken - (RM/kg)</i>	7.25	7.40	6.95	7.10	7.20	7.45	7.70	7.70	6.65	6.75	6.95	7.05	<b>7.35</b>
<b>AYAM TUA</b> <i>Culled Chicken - (RM/kg)</i>	6.50	6.65	6.65	6.65	6.65	6.70	6.65	6.55	6.60	6.65	6.55	6.45	<b>6.50</b>
<b>PUYUH PROSES</b> <i>Processed Quail - (RM/kg)</i>	15.70	15.70	15.70	15.70	15.70	15.70	15.70	15.70	15.65	15.65	15.65	15.65	<b>15.70</b>
<b>BIRI-BIRI IMPORT (BEKU)</b> <i>Imported Mutton (Frozen) - (RM/kg)</i>	21.25	20.85	20.95	20.75	21.25	21.80	22.00	21.90	21.90	21.65	22.65	23.20	<b>22.40</b>
<b>DAGING KAMBING TEMPATAN</b> <i>Local Mutton - (RM/kg)</i>	35.35	35.55	35.75	35.95	35.90	35.65	34.25	35.00	35.70	35.75	36.05	36.05	<b>35.05</b>
<b>DAGING LEMBU TEMPATAN</b> <i>Local Beef - (RM/kg)</i>	27.40	27.60	27.75	27.85	28.00	28.25	29.35	29.20	29.20	29.25	29.65	30.35	<b>28.65</b>
<b>DAGING LEMBU IMPORT</b> (INDIA NO. 1 - Top Side) <i>Imported Beef (RM/kg)</i>	16.80	17.50	17.95	18.05	18.60	18.95	19.15	19.45	19.55	19.50	19.60	19.55	<b>18.75</b>
<b>DAGING LEMBU IMPORT</b> (INDIA NO. 2 - Silver Side) <i>Imported Beef (RM/kg)</i>	15.35	15.75	16.15	16.45	17.90	17.65	17.80	17.95	17.90	17.90	18.05	18.00	<b>17.75</b>
<b>TELUR AYAM (sen/biji)</b> <i>Chicken Egg (cent/egg)</i>													
Gred A	0.36	0.36	0.35	0.33	0.34	0.34	0.34	0.35	0.37	0.36	0.35	0.37	<b>0.35</b>
Gred B	0.34	0.34	0.33	0.32	0.33	0.33	0.33	0.34	0.36	0.35	0.34	0.36	<b>0.34</b>
Gred C	0.33	0.33	0.33	0.31	0.32	0.32	0.31	0.32	0.35	0.34	0.33	0.34	<b>0.32</b>
<b>TELUR ITIK (sen/biji)</b> <i>Duck Egg (cent/egg)</i>													
Besar (Large)	0.60	0.60	0.61	0.61	0.61	0.62	0.62	0.62	0.62	0.62	0.62	0.62	<b>0.61</b>
Sedang (Medium)	0.49	0.50	0.50	0.50	0.50	0.52	0.53	0.53	0.53	0.53	0.52	0.52	<b>0.51</b>
<b>TELUR MASIN MERAH (sen/biji)</b> <i>Salted Egg (cent/egg)</i>	0.70	0.75	0.75	0.80	0.75	0.80	0.80	0.80	0.80	0.75	0.75	0.75	<b>0.75</b>
<b>TELUR PUYUH (sen/biji)</b> <i>Quail Egg (cent/egg)</i>													
Sedang (Medium)	0.12	0.12	0.12	0.12	0.12	0.12	0.12	0.12	0.12	0.12	0.12	0.12	<b>0.12</b>

Sumber : FAMA - Warta Barangan

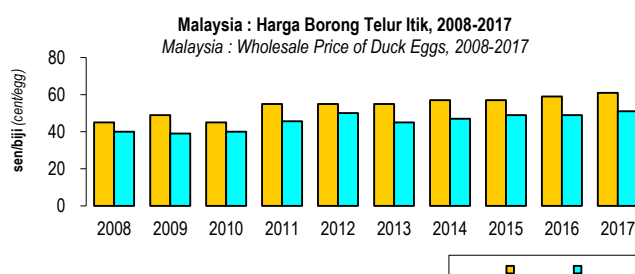
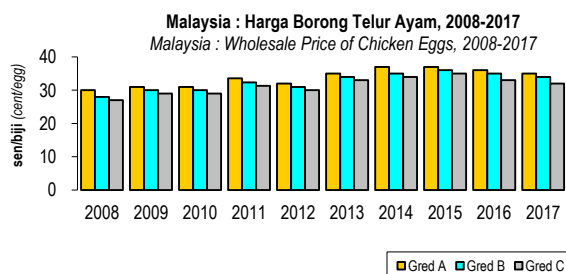
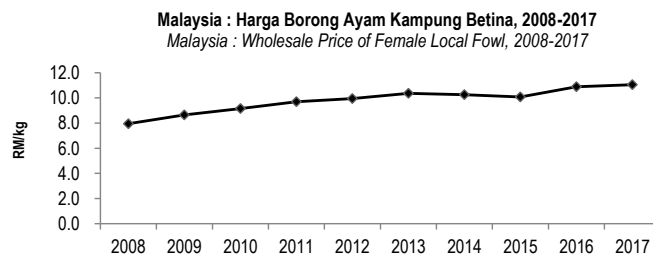
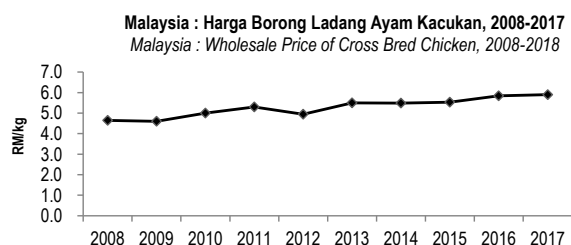
Source : FAMA

**MALAYSIA : HARGA BORONG HASILAN TERNAKAN, 2008-2017**  
*Malaysia : Wholesale Price of Livestock Products, 2008-2017*

KOMODITI Commodity	2008	2009	2010	2011	2012	2013	2014	2015	2016	2017
<b>AYAM KACUKAN BETINA (HIDUP)</b> <i>Female Cross Bred (Live) - (RM/kg)</i>	4.65	4.60	5.00	5.30	4.95	5.50	5.49	5.53	5.84	5.90
<b>AYAM KAMPUNG (BETINA)</b> <i>Local Fowl (Female) - (RM/kg)</i>	7.95	8.65	9.15	9.69	9.95	10.36	10.25	10.08	10.88	11.05
<b>AYAM PROSES (STANDARD)</b> <i>Processed Chicken - (RM/kg)</i>	6.00	5.95	6.05	6.80	6.25	6.73	6.55	6.59	7.17	7.35
<b>AYAM PROSES (SUPER)</b> <i>Processed Chicken - (RM/kg)</i>	6.65	n.a	n.a	n.a	n.a	n.a	n.a	n.a	n.a	n.a
<b>AYAM TUA</b> <i>Culled Chicken - (RM/kg)</i>	4.30	4.55	4.85	5.42	5.40	5.63	5.62	6.71	6.63	6.50
<b>PUYUH PROSES</b> <i>Processed Quail - (RM/kg)</i>	12.15	13.20	13.25	13.25	13.55	13.74	14.40	14.63	14.98	15.70
<b>BIRI-BIRI IMPORT (BEKU)</b> <i>Imported Mutton (Frozen) - (RM/kg)</i>	11.90	12.95	15.40	16.67	17.45	17.36	18.77	19.82	20.45	22.40
<b>DAGING KAMBING TEMPATAN</b> <i>Local Mutton - (RM/kg)</i>	23.30	23.70	23.85	25.76	28.25	29.18	30.34	31.32	32.96	35.05
<b>DAGING LEMBU TEMPATAN</b> <i>Local Beef - (RM/kg)</i>	16.55	16.80	17.19	17.56	19.25	21.08	23.97	24.62	26.32	28.65
<b>DAGING LEMBU IMPORT</b> <i>INDIA No. 1 - Top Side (RM/kg)</i>	9.40	10.25	10.25	10.55	11.50	11.94	13.23	13.71	15.03	18.75
<b>DAGING LEMBU IMPORT</b> <i>INDIA No. 2 - Silver Side (RM/kg)</i>	8.45	9.20	9.20	9.53	10.60	11.01	12.11	12.80	13.89	17.75
<b>TELUR AYAM (sen/biji)</b> <i>Chicken Egg (cent/egg)</i>										
Gred A	30	31	31	34	32	35	37	37	36	35
Gred B	28	30	30	32	31	34	35	36	35	34
Gred C	27	29	29	31	30	33	34	35	33	32
<b>TELUR ITIK (sen/biji)</b> <i>Duck Egg (cent/egg)</i>										
Besar (Large)	45	49	45	55	55	55	57	57	59	61
Sedang (Medium)	40	39	40	46	50	45	47	49	49	51
<b>TELUR MASIN MERAH (sen/biji)</b> <i>Salted Egg (cent/egg)</i>	60	60	60	60	60	60	1	69	71	75
<b>TELUR PUYUH (SEDANG) - (sen/biji)</b> <i>Quail Egg (Medium) - (cent/egg)</i>	9	10	10	11	11	11	0	12	11	12

Sumber : FAMA - Warta Barangan  
 Source : FAMA

n.a : tiada maklumat (not available)



**MALAYSIA : HARGA RUNCIT HASILAN TERNAKAN, 2017**  
*Malaysia : Retail Price of Livestock Products, 2017*

<b>KOMODITI</b> <i>Commodity</i>	<b>JAN</b> <i>Jan</i>	<b>FEB</b> <i>Feb</i>	<b>MAC</b> <i>Mar</i>	<b>APR</b> <i>Apr</i>	<b>MEI</b> <i>May</i>	<b>JUN</b> <i>Jun</i>	<b>JUL</b> <i>Jul</i>	<b>OGO</b> <i>Aug</i>	<b>SEP</b> <i>Sep</i>	<b>OKT</b> <i>Oct</i>	<b>NOV</b> <i>Nov</i>	<b>DIS</b> <i>Dec</i>	<b>PURATA</b> <i>Average</i>
<b>AYAM KACUKAN BETINA (HIDUP)</b> <i>Female Cross Bred (Live) - (RM/kg)</i>	6.75	6.75	6.40	6.40	6.85	7.40	7.35	7.25	6.40	6.55	6.75	6.80	<b>7.15</b>
<b>AYAM KAMPUNG (BETINA)</b> <i>Local Fowl (Female) - (RM/kg)</i>	13.55	13.85	13.90	13.90	13.90	13.65	13.95	14.05	13.95	13.95	13.60	13.90	<b>13.90</b>
<b>AYAM PROSES (STANDARD)</b> <i>Processed Chicken - (RM/kg)</i>	8.20	8.45	8.20	8.20	8.40	8.45	8.75	8.80	8.05	8.00	8.25	8.25	<b>8.35</b>
<b>AYAM PROSES (SUPER)</b> <i>Processed Chicken - (RM/kg)</i>	9.20	9.40	9.20	9.15	9.30	9.25	9.45	9.60	9.10	9.10	9.30	9.25	<b>9.25</b>
<b>AYAM TUA</b> <i>Culled Chicken - (RM/kg)</i>	7.75	7.80	7.80	7.85	7.90	8.10	8.30	8.05	8.10	8.30	8.05	8.05	<b>7.85</b>
<b>PUYUH PROSES</b> <i>Processed Quail - (RM/kg)</i>	17.70	17.70	17.70	17.70	17.75	17.75	16.95	17.15	17.70	17.70	17.70	17.70	<b>17.60</b>
<b>BIRI-BIRI IMPORT (PEJAL)</b> <i>Imported Mutton (Lean) - (RM/kg)</i>	24.40	24.20	24.45	24.75	25.05	25.65	25.70	25.85	25.75	25.55	26.00	26.35	<b>25.75</b>
<b>DAGING KAMBING TEMPATAN</b> <i>Local Mutton - (RM/kg)</i>	38.65	38.65	39.30	38.80	38.15	37.85	38.30	38.75	39.25	39.15	39.60	39.60	<b>38.65</b>
<b>DAGING LEMBU TEMPATAN</b> <i>Local Beef - (RM/kg)</i>	30.15	30.30	30.45	30.60	30.70	31.65	32.30	32.45	32.70	33.00	33.20	33.70	<b>31.65</b>
<b>DAGING LEMBU IMPORT</b> (INDIA NO. 1 - <i>Top Side</i> ) <i>Imported Beef (RM/kg)</i>	18.85	19.45	19.95	20.25	20.65	21.10	21.65	21.85	22.55	21.95	22.00	22.05	<b>21.00</b>
<b>DAGING LEMBU IMPORT</b> (INDIA NO. 2 - <i>Silver Side</i> ) <i>Imported Beef (RM/kg)</i>	17.00	17.50	18.00	18.45	19.50	20.30	20.35	20.40	20.45	20.50	20.45	20.55	<b>19.60</b>
<b>TELUR AYAM (sen/biji)</b> <i>Chicken Egg (cent/egg)</i>													
Gred A	0.38	0.38	0.37	0.35	0.36	0.36	0.36	0.37	0.40	0.38	0.38	0.39	<b>0.37</b>
Gred B	0.36	0.36	0.35	0.34	0.35	0.35	0.34	0.35	0.38	0.37	0.36	0.37	<b>0.36</b>
Gred C	0.36	0.35	0.35	0.32	0.34	0.34	0.33	0.34	0.37	0.36	0.35	0.36	<b>0.34</b>
<b>TELUR ITIK (sen/biji)</b> <i>Duck Egg (cent/egg)</i>													
Besar ( <i>Large</i> )	0.75	0.75	0.75	0.75	0.75	0.75	0.75	0.75	0.75	0.75	0.75	0.75	<b>0.75</b>
Sedang ( <i>Medium</i> )	0.60	0.60	0.60	0.60	0.60	0.65	0.65	0.65	0.65	0.65	0.65	0.65	<b>0.65</b>
<b>TELUR MASIN MERAH (sen/biji)</b> <i>Salted Egg (cent/egg)</i>	0.95	1.00	1.00	1.00	1.00	1.00	1.00	1.00	1.05	1.00	1.00	1.00	<b>1.00</b>
<b>TELUR PUYUH (sen/biji)</b> <i>Quail Egg (cent/egg)</i>													
Sedang ( <i>Medium</i> )	0.19	0.19	0.19	0.19	0.19	0.19	0.19	0.19	0.19	0.19	0.19	0.19	<b>0.19</b>

Sumber : FAMA - Warta Barangan  
Source : FAMA

**MALAYSIA : HARGA RUNCIT HASILAN TERNAKAN, 2008-2017**

Malaysia : Retail Price of Livestock Products, 2008-2017

KOMODITI Commodity	2008	2009	2010	2011	2012	2013	2014	2015	2016	2017
<b>AYAM KACUKAN BETINA (HIDUP)</b> Female Cross Bred (Live) - (RM/kg)	5.50	5.65	6.05	6.35	5.95	6.34	6.33	6.23	6.73	7.15
<b>AYAM KAMPUNG (BETINA)</b> Local Fowl (Female) - (RM/kg)	10.20	10.80	11.05	11.75	12.50	10.34	13.12	12.58	13.47	13.90
<b>AYAM PROSES (STANDARD)</b> Processed Chicken - (RM/kg)	6.85	7.00	7.05	7.90	7.40	7.88	7.77	7.82	8.27	8.35
<b>AYAM PROSES (SUPER)</b> Processed Chicken - (RM/kg)	7.95	7.55	7.95	8.65	8.70	8.85	8.90	8.81	9.22	9.25
<b>AYAM TUA</b> Culled Chicken - (RM/kg)	5.8	6.00	5.95	6.75	6.85	7.08	7.10	8.15	8.23	7.85
<b>PUYUH PROSES</b> Processed Quail - (RM/kg)	14.85	15.65	16.00	15.50	16.05	16.50	16.80	17.22	24.00	17.60
<b>BIRI-BIRI IMPORT (PEJAL)</b> Imported Mutton (Lean) - (RM/kg)	14.85	15.30	18.45	20.05	21.10	21.35	22.20	21.27	24.09	25.75
<b>DAGING KAMBING TEMPATAN</b> Local Mutton - (RM/kg)	26.20	26.80	27.10	29.40	31.55	32.55	34.90	35.56	37.22	38.65
<b>DAGING LEMBU TEMPATAN</b> Local Beef - (RM/kg)	18.70	19.15	19.35	20.00	22.00	23.18	26.08	29.84	29.21	31.65
<b>DAGING LEMBU IMPORT</b> INDIA No. 1 - Top Side (RM/kg)	10.95	12.05	12.35	12.35	14.2	14.18	15.2	16.14	17.43	21.00
<b>DAGING LEMBU IMPORT</b> INDIA No. 2 - Silver Side (RM/kg)	10.05	10.90	11.00	11.25	12.40	12.93	13.97	14.61	15.74	19.60
<b>TELUR AYAM (sen/biji)</b> Chicken Egg (cent/egg)										
Gred A	31	33	33	36	34	37	38	39	38	37
Gred B	30	32	32	35	33	36	37	38	36	36
Gred C	29	31	31	33	32	35	36	36	35	34
<b>TELUR ITIK (sen/biji)</b> Duck Egg (cent/egg)										
Besar (Large)	55	60	60	65	65	65	68	68	75	75
Sedang (Medium)	50	55	50	60	60	55	60	63	65	65
<b>TELUR MASIN MERAH (sen/biji)</b> Salted Egg (cent/egg)	70	75	70	78	75	78	83	87	93	100
<b>TELUR PUYUH (SEDANG) - (sen/biji)</b> Quail Egg (Medium) - (cent/egg)	12	13	14	14	16	16	18	19	20	19

Sumber : FAMA - Warta Barangan  
Source : FAMA

n.a : tiada maklumat (not available)

