

JADUAL 2.1: BILANGAN TERNAKAN RUMINAN DAN BABI, SEMENANJUNG MALAYSIA, 2019

Table 2.1: Number of Ruminant and Swine, Peninsular Malaysia, 2019

NEGERI <i>State</i>	KERBAU <i>Buffalo</i>	LEMBU PEDAGING <i>Beef Cattle</i>	LEMBU TENUSU <i>Dairy Cattle</i>	JUMLAH LEMBU <i>Total Cattle Population</i>	KAMBING <i>Goat</i>	BEBIRI <i>Sheep</i>	BABI <i>Swine</i>
Perlis	19	2,210	16	2,226	6,199	2,895	-
Kedah	3,310	43,061	2,233	45,294	42,725	10,428	2,440
P. Pinang	615	9,543	1,092	10,635	8,145	2,541	325,156
Perak	10,239	39,694	4,103	43,797	22,887	4,395	571,231
Selangor	645	29,449	5,512	34,961	21,586	8,258	241,520
N. Sembilan	2,021	33,918	3,166	37,084	15,848	14,769	960
Melaka	2,256	14,125	2,561	16,686	18,012	5,941	38,009
Johor	3,969	84,974	11,698	96,672	26,174	16,250	286,100
Pahang	12,056	125,176	4,221	129,397	32,796	18,253	3,372
Terengganu	8,004	79,168	38	79,206	24,932	7,899	-
Kelantan	4,518	85,375	234	85,609	36,855	26,292	-
W.P Kuala Lumpur	-	0	-	-	0	-	-
JUMLAH <i>Total</i>							
2019	47,652	546,693	34,874	581,567	256,159	117,921	1,468,788
2018	48,195	556,747	32,366	589,113	289,361	122,205	1,448,122
% Tambah/(Susut) <i>% Increase/(Decrease)</i>	(1.1)	(1.8)	7.7	(1.3)	(11.5)	(3.5)	1.4

JADUAL 2.2: SIRI MASA BILANGAN TERNAKAN RUMINAN DAN BABI, SEMENANJUNG MALAYSIA, 2010-2019

Table 2.2: Time Series Number of Ruminant and Swine, Peninsular Malaysia, 2010-2019

TAHUN <i>Year</i>	KERBAU <i>Buffalo</i>	LEMBU PEDAGING <i>Beef Cattle</i>	LEMBU TENUSU <i>Dairy Cattle</i>	JUMLAH TERNAKAN LEMBU <i>Total Cattle Population</i>	KAMBING <i>Goat</i>	BEBIRI <i>Sheep</i>	BABI <i>Swine</i>
2010	72,799	727,410	34,386	761,796	432,085	118,300	1,462,814
2011	70,623	656,351	34,698	691,049	413,359	121,796	1,395,815
2012	65,858	630,976	32,587	663,563	394,905	127,671	1,437,354
2013	64,218	635,723	32,146	667,869	368,774	137,718	1,425,310
2014	61,687	629,203	33,615	662,818	363,768	138,127	1,425,371
2015	60,198	626,694	34,311	661,005	364,946	142,153	1,413,597
2016	59,740	621,074	33,528	654,602	350,370	134,057	1,370,763
2017	54,632	587,695	32,826	620,521	318,032	126,161	1,412,737
2018	48,195	556,747	32,366	589,113	289,361	122,205	1,448,122
2019	47,652	546,693	34,874	581,567	256,159	117,921	1,468,788

JADUAL 2.3: SIRI MASA BILANGAN TERNAKAN KERBAU DAN LEMBU MENGIKUT BAKA, SEMENANJUNG MALAYSIA, 2010-2019

Table 2.3: Time Series Number of Buffalo and Cattle By Breed, Peninsular Malaysia, 2010-2019

TAHUN Year	KERBAU Buffalo		JUMLAH Total	LEMBU PEDAGING Beef Cattle		JUMLAH Total	LEMBU TENUSU Dairy Cattle		JUMLAH Total
	SAWAH Swamp	MURRAH Murrah		* LEMBU KK KK Cattle	KACUKAN DAGING Cross Bred Cattle		** LEMBU LID LID Cattle	KACUKAN TENUSU Cross Bred Dairy Cattle	
2010	70,948	1,851	72,799	471,788	255,622	727,410	1,759	32,627	34,386
2011	68,992	1,631	70,623	409,623	246,728	656,351	3,477	31,221	34,698
2012	64,452	1,406	65,858	402,347	228,629	630,976	4,198	28,389	32,587
2013	62,471	1,747	64,218	401,813	233,910	635,723	3,462	28,684	32,146
2014	59,973	1,714	61,687	394,122	235,081	629,203	3,521	30,094	33,615
2015	55,693	4,505	60,198	406,110	220,584	626,694	3,455	30,856	34,311
2016	55,153	4,587	59,740	418,964	202,110	621,074	3,527	30,001	33,528
2017	51,211	3,421	54,632	373,513	214,182	587,695	3,527	30,001	33,528
2018	46,624	1,571	48,195	331,370	225,377	556,747	558	31,808	32,366
2019	45,356	2,296	47,652	316,596	230,097	546,693	473	34,401	34,874

* Kacukan KK (Kedah-Kelantan) atau lebih daripada 50% baka pedaging

* KK (Kedah-Kelantan) crossbred with 50% or more exotic blood.

** Kacukan LID (Local Indian Dairy) atau lebih daripada 50% baka tenusu

** LID (Local Indian Dairy) crossbred with 50% or more exotic blood.

JADUAL 2.4: BILANGAN TERNAKAN RUMINAN DAN BABI - PERATUS PERUBAHAN BAGI TAHUN 2019 BERBANDING TAHUN 2018, SEMENANJUNG MALAYSIA

Table 2.4: Number of Ruminant and Swine - Percentage Change Between 2019 and 2018, Peninsular Malaysia

NEGERI State	KERBAU Buffalo				LEMBU PEDAGING Beef Cattle				LEMBU TENUSU Dairy Cattle				KAMBING Goat				BEBIRI Sheep				BABI Swine			
	2018	2019	'19-'18	%	2018	2019	'19-'18	%	2018	2019	'19-'18	%	2018	2019	'19-'18	%	2018	2019	'19-'18	%	2018	2019	'19-'18	%
Perlis	24	19	-5	(20.8)	2,022	2,210	188	9.3	36	16	-20	(55.6)	4,024	6,199	2,175	54.1	2,436	2,895	459	18.8	-	-	-	-
Kedah	3,176	3,310	134	4.2	44,135	43,061	-1,074	(2.4)	2,624	2,233	-391	(14.9)	42,633	42,725	92	0.2	7,533	10,428	2,895	38.4	2,112	2,440	328	15.5
P. Pinang	622	615	-7	(1.1)	10,648	9,543	-1,105	(10.38)	994	1,092	98	9.9	10,215	8,145	-2,070	(20.3)	2,634	2,541	-93	(3.5)	317,897	325,156	7,259	2.3
Perak	9,865	10,239	374	3.8	39,672	39,694	22	0.1	4,136	4,103	-33	(0.8)	22,618	22,887	269	1.2	3,934	4,395	461	11.7	540,816	571,231	30,415	5.6
Selangor	1,892	645	-1,247	(65.9)	26,505	29,449	2,944	11.1	5,958	5,512	-446	(7.5)	20,170	21,586	1,416	7.0	5,277	8,258	2,981	56.5	271,180	241,520	-29,660	(10.94)
N. Sembilan	1,426	2,021	595	41.7	24,714	33,918	9,204	37.2	2,642	3,166	524	19.8	27,502	15,848	-11,654	(42.4)	12,703	14,769	2,066	16.3	910	960	50	5.5
Melaka	2,513	2,256	-257	(10.2)	23,050	14,125	-8,925	(38.7)	2,700	2,561	-139	(5.1)	29,344	18,012	-11,332	(38.6)	8,797	5,941	-2,856	(32.5)	44,356	38,009	-6,347	(14.3)
Johor	3,595	3,969	374	10.4	81,547	84,974	3,427	4.2	9,120	11,698	2,578	28.3	34,435	26,174	-8,261	(24.0)	20,080	16,250	-3,830	(19.1)	266,480	286,100	19,620	7.4
Pahang	11,356	12,056	700	6.2	122,415	125,176	2,761	2.3	3,669	4,221	552	15.0	30,500	32,796	2,296	7.5	18,831	18,253	-578	(3.1)	4,282	3,372	(910.00)	(21.25)
Terengganu	8,585	8,004	-581	(6.8)	87,775	79,168	-8,607	(9.8)	17	38	21	123.5	27,165	24,932	-2,233	(8.2)	7,752	7,899	147	1.9	-	-	-	-
Kelantan	5,141	4,518	-623	(12.1)	94,145	85,375	-8,770	(9.32)	470	234	-236	(50.2)	40,661	36,855	-3,806	(9.4)	32,228	26,292	-5,936	(18.4)	89	-	-	-
W.P KL	-	-	-	-	119	0	-119	(100.00)	-	-	-	-	94	0	-94	(100.0)	-	-	-	-	-	-	-	-
JUMLAH Total	48,195	47,652	-543	-1.1%	556,747	546,693	-10,054	-1.8%	32,366	34,874	2,508	7.7%	289,361	256,159	-33,202	-11.5%	122,205	117,921	-4,284	-3.5%	1,448,122	1,468,788	20,666	1.4%

JADUAL 2.5: BILANGAN TERNAKAN KERBAU MENGIKUT BAKA, JANTINA DAN UMUR, SEMENANJUNG MALAYSIA, 2019

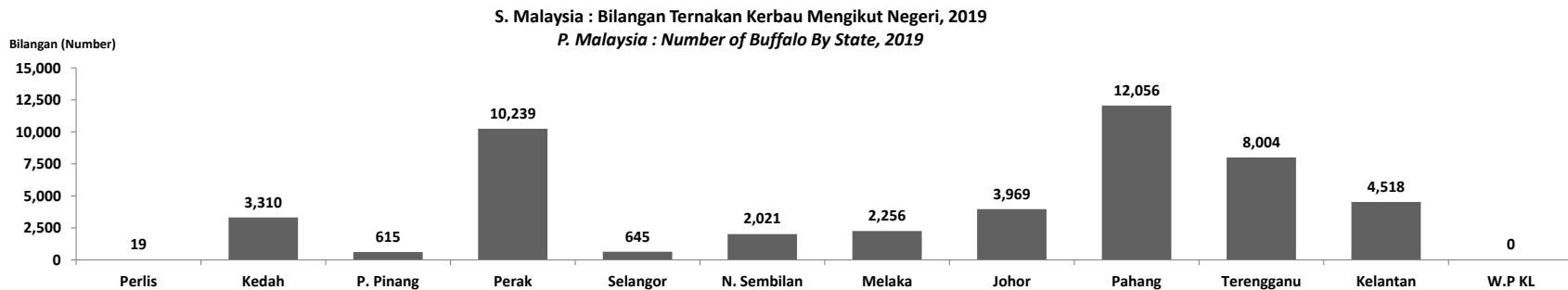
Table 2.5: Number of Buffalo By Breed, Sex and Age, Peninsular Malaysia 2019

NEGERI State	S A W A H Swamp						JUMLAH Total	M U R R A H Murrah						JUMLAH Total	JUMLAH TERNAKAN KERBAU Total Buffalo Population			
	JANTAN Male			BETINA Female				JANTAN Male			BETINA Female				JANTAN Male	BETINA Female	JUMLAH Total	
	<1 thn	1-3 thn	>3 thn	<1 thn	1-3 thn	>3 thn		<1 thn	1-3 thn	>3 thn	<1 thn	1-3 thn	>3 thn		<1 thn	1-3 thn	>3 thn	
Perlis			1		1		2		1	4		1	11		17	6	13	19
Kedah	278	338	380	445	807	656	2,904	39	41	54	41	72	159	406	1,130	2,180	3,310	
P. Pinang	11	195	12	12	191	44	465	13	14	5	21	37	60	150	250	365	615	
Perak	949	1,415	756	1,263	2,462	2,457	9,302	96	92	95	98	289	267	937	3,403	6,836	10,239	
Selangor	51	163		64	367		645							-	214	431	645	
N. Sembilan	179	166	285	291	464	588	1,973	5	2	4	11	8	18	48	641	1,380	2,021	
Melaka	167	236	222	290	484	857	2,256							-	625	1,631	2,256	
Johor	98	1,201	683	113	175	1,493	3,763	7	8	8	4	11	168	206	2,005	1,964	3,969	
Pahang	1,175	1,523	1,005	1,553	2,674	4,001	11,931	14	20	4	29	28	30	125	3,741	8,315	12,056	
Terengganu	760	925	686	1,071	1,461	2,694	7,597	59	66	63	55	83	81	407	2,559	5,445	8,004	
Kelantan	592	754	697	633	862	980	4,518							-	2,043	2,475	4,518	
W.P KL	-	-	-	-	-	-	-	-	-	-	-	-	-	-	-	-	-	-
JUMLAH Total	4,260	6,916	4,727	5,735	9,948	13,770	45,356	233	244	237	259	529	794	2,296	16,617	31,035	47,652	

< : kurang daripada (*less than*)

> : lebih daripada (*greater than*)

thn : tahun (*year*)



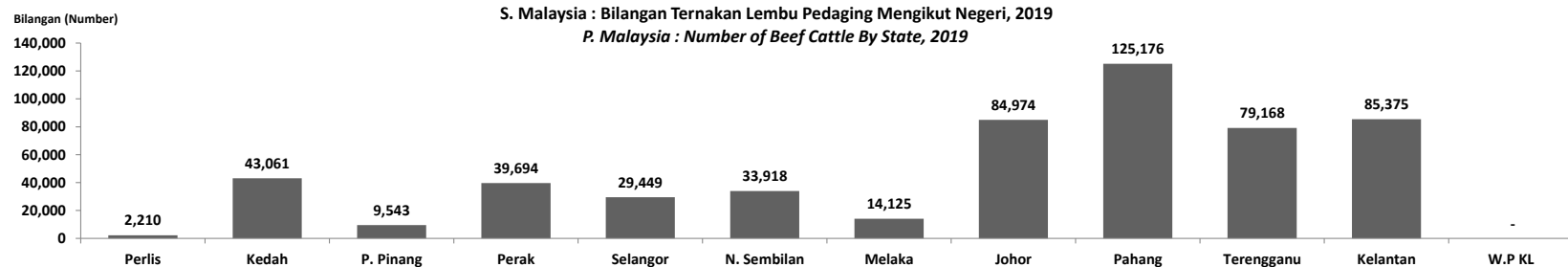
JADUAL 2.6: BILANGAN TERNAKAN LEMBU PEDAGING MENGIKUT BAKA, JANTINA DAN UMUR, SEMENANJUNG MALAYSIA, 2019

Table 2.6: Number of Beef Cattle By Breed, Sex and Age, Peninsular Malaysia 2019

NEGERI <i>State</i>	LEMBU KK <i>KK Cattle</i>						JUMLAH <i>Total</i>	LEMBU KACUKAN DAGING * <i>Cross Bred Cattle</i>						JUMLAH <i>Total</i>	JUMLAH LEMBU PEDAGING <i>Total Beef Cattle Population</i>		
	JANTAN <i>Male</i>			BETINA <i>Female</i>				JANTAN <i>Male</i>			BETINA <i>Female</i>				JANTAN <i>Male</i>	BETINA <i>Female</i>	JUMLAH <i>Total</i>
	< 1 thn	1 - 3 thn	> 3 thn	< 1 thn	1 - 3 thn	> 3 thn		< 1 thn	1 - 3 thn	> 3 thn	< 1 thn	1 - 3 thn	> 3 thn				
Perlis	90	181	215	148	310	356	1,300	87	59	90	151	134	389	910	722	1,488	2,210
Kedah	3,485	3,798	4,276	6,333	7,518	10,797	36,207	492	568	1,072	2,016	639	2,067	6,854	13,691	29,370	43,061
P. Pinang	432	1,032	124	895	1,698	652	4,833	430	849	255	514	1,187	1,475	4,710	3,122	6,421	9,543
Perak	452	385	350	475	417	607	2,686	4,087	7,033	1,862	4,653	9,203	10,170	37,008	14,169	25,525	39,694
Selangor	-	-	-	-	-	-	-	3,604	-	8,908	3,672	-	13,265	29,449	12,512	16,937	29,449
N. Sembilan	254	180	98	313	442	436	1,723	2,447	2,623	3,164	5,627	8,467	9,867	32,195	8,766	25,152	33,918
Melaka	-	-	-	-	-	-	-	1,384	1,902	1,400	1,641	3,042	4,756	14,125	4,686	9,439	14,125
Johor	2,145	1,966	2,871	2,744	2,553	14,307	26,586	3,038	3,761	6,534	5,771	9,669	29,615	58,388	20,315	64,659	84,974
Pahang	10,525	11,403	6,901	13,702	21,087	33,832	97,450	2,371	2,818	1,514	3,607	7,033	10,383	27,726	35,532	89,644	125,176
Terengganu	6,476	7,640	6,085	8,637	13,276	27,902	70,016	975	884	1,022	1,320	1,595	3,356	9,152	23,082	56,086	79,168
Kelantan	9,932	12,328	10,387	10,929	15,676	16,543	75,795	1,239	1,896	1,415	1,193	2,038	1,799	9,580	37,197	48,178	85,375
W.P KL	-	-	-	-	-	-	-	-	-	-	-	-	-	-	-	-	-
JUMLAH <i>Total</i>	33,791	38,913	31,307	44,176	62,977	105,432	316,596	20,154	22,393	27,236	30,165	43,007	87,142	230,097	173,794	372,899	546,693

< : kurang daripada (*less than*)
> : lebih daripada (*greater than*)

* Kacukan KK (Kedah-Kelantan) atau lebih daripada 50% baka pedaging
* KK (Kedah-Kelantan) crossbred with 50% or more exotic blood.



JADUAL 2.7: BILANGAN TERNAKAN LEMBU TENUSU MENGIKUT BAKA, JANTINA DAN UMUR, SEMENANJUNG MALAYSIA, 2019

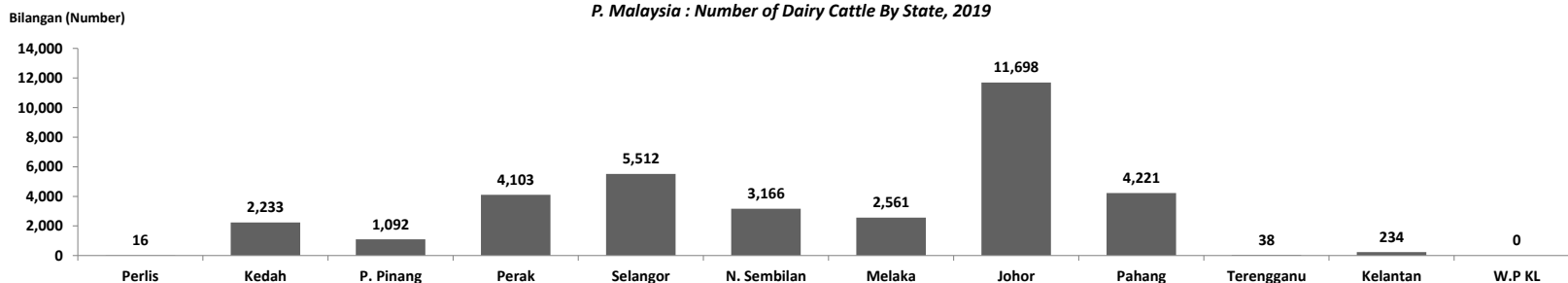
Table 2.7: Number of Dairy Cattle By Breed, Sex and Age, Peninsular Malaysia 2019

NEGERI State	LEMBU LID LID Cattle						JUMLAH Total	LEMBU KACUKAN TENUSU * Cross Bred Dairy Cattle						JUMLAH Total	JUMLAH LEMBU TENUSU Total Dairy Cattle Population		
	JANTAN Male			BETINA Female				JANTAN Male			BETINA Female				JANTAN Male	BETINA Female	JUMLAH Total
	< 1 thn	1 - 3 thn	> 3 thn	< 1 thn	1 - 3 thn	> 3 thn		< 1 thn	1 - 3 thn	> 3 thn	< 1 thn	1 - 3 thn	> 3 thn		< 1 thn	1 - 3 thn	> 3 thn
Perlis							-	2	2	2	1	2	7	16	6	10	16
Kedah							-	281	150	66	417	362	957	2,233	497	1,736	2,233
P. Pinang							-	98	84	81	130	332	367	1,092	263	829	1,092
Perak	54	37	53	90	78	137	449	366	349	120	609	1,244	966	3,654	979	3,124	4,103
Selangor							-	770	544		941	3,257		5,512	1,314	4,198	5,512
N. Sembilan							-	212	213	147	414	920	1,260	3,166	572	2,594	3,166
Melaka							-	341	154	71	409	389	1,197	2,561	566	1,995	2,561
Johor							-	1,481	2,153	323	1,584	1,802	4,355	11,698	3,957	7,741	11,698
Pahang	3	1		3	2	5	14	207	506	76	291	1,351	1,776	4,207	793	3,428	4,221
Terengganu						10	10	2		1	3		22	28	3	35	38
Kelantan							-	28	16	13	28	41	108	234	57	177	234
W.P KL	-	-	-	-	-	-	-	-	-	-	-	-	-	-	-	-	-
JUMLAH Total	57	38	53	93	80	152	473	3,788	4,171	900	4,827	9,700	11,015	34,401	9,007	25,867	34,874

< : kurang daripada (less than)
> : lebih daripada (greater than)

* Kacukan LID (Local Indian Dairy) atau lebih daripada 50% baka tenusu
* LID (Local Indian Dairy) crossbred with 50% or more exotic blood.

S. Malaysia : Bilangan Ternakan Lembu Tenusu Mengikut Negeri, 2019
P. Malaysia : Number of Dairy Cattle By State, 2019



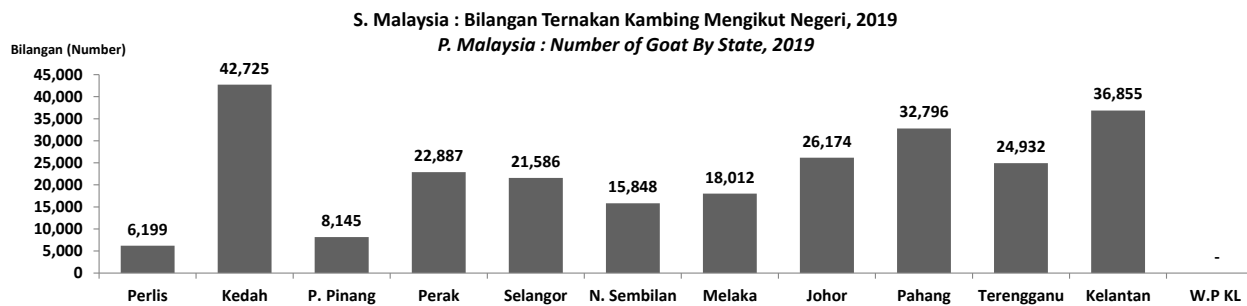
JADUAL 2.8: BILANGAN TERNAKAN KAMBING MENGIKUT JANTINA DAN UMUR, SEMENANJUNG MALAYSIA, 2019

Table 2.8: Number of Goat By Sex and Age, Peninsular Malaysia 2019

NEGERI State	JANTAN Male		JUMLAH Total	BETINA Female		JUMLAH Total	JUMLAH TERNAKAN KAMBING Total Goat Population		
	< 6 BULAN 6 mths	> 6 BULAN 6 mths		< 6 BULAN 6 mths	> 6 BULAN 6 mths		< 6 BULAN 6 mths	> 6 BULAN 6 mths	JUMLAH Total
Perlis	264	1,721	1,985	467	3,747	4,214	731	5,468	6,199
Kedah	7,023	7,643	14,666	13,466	14,593	28,059	20,489	22,236	42,725
P. Pinang	1,169	2,263	3,432	1,426	3,287	4,713	2,595	5,550	8,145
Perak	3,797	4,539	8,336	3,918	10,633	14,551	7,715	15,172	22,887
Selangor	2,775	5,265	8,040	2,969	10,577	13,546	5,744	15,842	21,586
N. Sembilan	1,983	2,966	4,949	4,366	6,533	10,899	6,349	9,499	15,848
Melaka	2,905	2,742	5,647	3,646	8,719	12,365	6,551	11,461	18,012
Johor	3,104	4,416	7,520	4,514	14,140	18,654	7,618	18,556	26,174
Pahang	5,532	5,240	10,772	8,313	13,711	22,024	13,845	18,951	32,796
Terengganu	4,105	3,552	7,657	6,910	10,365	17,275	11,015	13,917	24,932
Kelantan	7,903	8,948	16,851	8,643	11,361	20,004	16,546	20,309	36,855
W.P KL	-	-	-	-	-	-	-	-	-
JUMLAH Total	40,560	49,295	89,855	58,638	107,666	166,304	99,198	156,961	256,159

< : kurang daripada (*less than*)

> : lebih daripada (*greater than*)



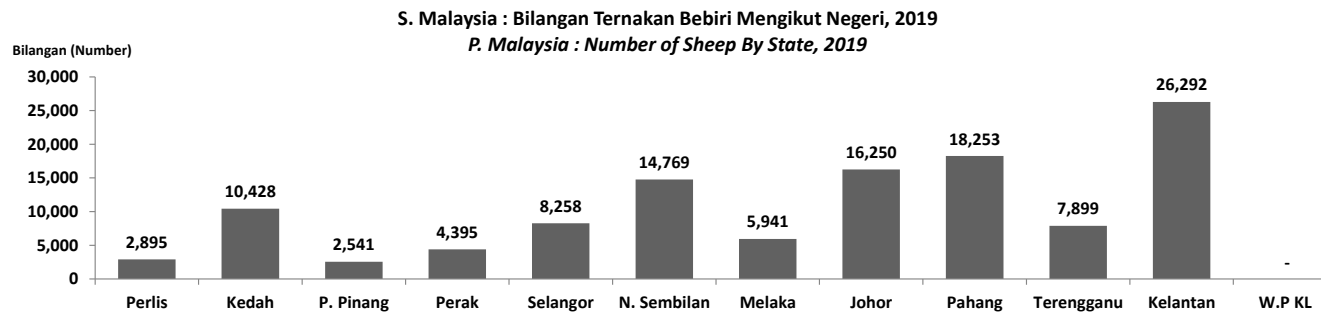
JADUAL 2.9: BILANGAN TERNAKAN BEBIRI MENGIKUT JANTINA DAN UMUR, SEMENANJUNG MALAYSIA, 2019

Table 2.9: Number of Sheep By Sex and Age, Peninsular Malaysia 2019

NEGERI <i>State</i>	JANTAN <i>Male</i>			BETINA <i>Female</i>			JUMLAH TERNAKAN BEBIRI <i>Total Goat Population</i>		
	< 6 BULAN <i>6 mths</i>	> 6 BULAN <i>6 mths</i>	JUMLAH <i>Total</i>	< 6 BULAN <i>6 mths</i>	> 6 BULAN <i>6 mths</i>	JUMLAH <i>Total</i>	< 6 BULAN <i>6 mths</i>	> 6 BULAN <i>6 mths</i>	JUMLAH <i>Total</i>
	Perlis	297	505	802	503	1,590	2,093	800	2,095
Kedah	3,808	1,174	4,982	2,951	2,495	5,446	6,759	3,669	10,428
P. Pinang	373	536	909	432	1,200	1,632	805	1,736	2,541
Perak	635	748	1,383	1,034	1,978	3,012	1,669	2,726	4,395
Selangor	698	2,348	3,046	804	4,408	5,212	1,502	6,756	8,258
N. Sembilan	2,490	1,934	4,424	4,304	6,041	10,345	6,794	7,975	14,769
Melaka	781	1,581	2,362	934	2,645	3,579	1,715	4,226	5,941
Johor	2,011	2,286	4,297	3,827	8,126	11,953	5,838	10,412	16,250
Pahang	2,300	3,572	5,872	4,497	7,884	12,381	6,797	11,456	18,253
Terengganu	1,294	1,248	2,542	1,269	4,088	5,357	2,563	5,336	7,899
Kelantan	4,835	5,987	10,822	6,502	8,968	15,470	11,337	14,955	26,292
W.P KL	-	-	-	-	-	-	-	-	-
JUMLAH <i>Total</i>	19,522	21,919	41,441	27,057	49,423	76,480	46,579	71,342	117,921

< : kurang daripada (less than)

> : lebih daripada (greater than)



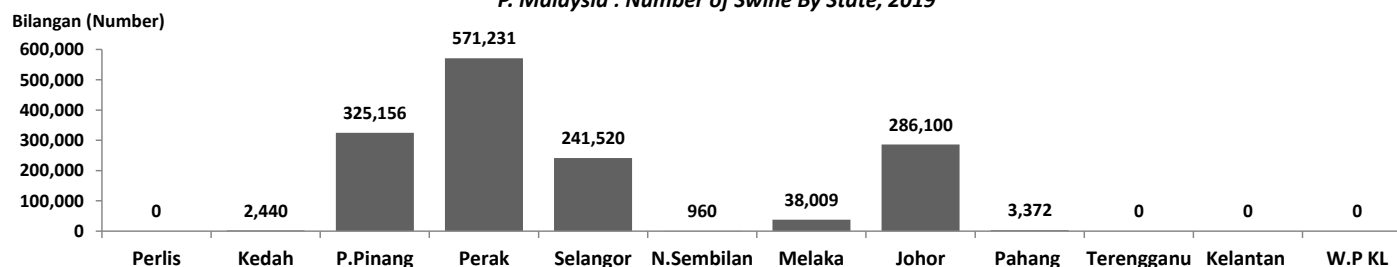
JADUAL 2.10: BILANGAN TERNAKAN BABI, SEMENANJUNG MALAYSIA, 2019

Jadual 2.10: Number of Swine, Peninsular Malaysia, 2019

NEGERI <i>State</i>	Baka <i>Boar</i>	Betina <i>Sow</i>	Lain-lain <i>Others</i>	JUMLAH <i>Total</i>
Perlis	-	-	-	-
Kedah	698	720	1,022	2,440
P.Pinang	854	31,612	292,690	325,156
Perak	1,487	54,493	515,251	571,231
Selangor	559	24,152	216,809	241,520
N.Sembilan	8	90	862	960
Melaka	257	4,314	33,438	38,009
Johor	1,408	26,215	258,477	286,100
Pahang	7	298	3,067	3,372
Terengganu	-	-	-	-
Kelantan	-	-	-	-
W.P KL	-	-	-	-
JUMLAH <i>Total</i>	5,278	141,894	1,321,616	1,468,788

S. Malaysia : Bilangan Ternakan Babi Mengikut Negeri, 2019

P. Malaysia : Number of Swine By State, 2019



JADUAL 2.11: BILANGAN AYAM/ITIK MENGIKUT JENIS, SEMENANJUNG MALAYSIA, 2019

Jadual 2.11: Number of Poultry, Peninsular Malaysia, 2019

NEGERI <i>State</i>	A Y A M <i>Chicken</i>				JUMLAH <i>Total</i>	I T I K <i>Duck</i>				JUMLAH <i>Total</i>
	DAGING <i>Broiler</i>	TELUR <i>Layer</i>	PEMBAK <i>Breeder</i>	KAMPUNG <i>Local Fowl</i>		DAGING <i>Broiler</i>	TELUR <i>Layer</i>	PEMBAK <i>Breeder</i>	KAMPUNG <i>Local Duck</i>	
Perlis	580,500	-	-	3,000	583,500	670	2,650	-	-	3,320
Kedah	10,879,100	3,068,000	2,246,000	3,450,000	19,643,100	259,000	300,000	13,000	-	572,000
P.Pinang	7,701,100	1,426,000	855,000	3,299,165	13,281,265	76,000	67,000	187,200	-	330,200
Perak	26,013,011	11,306,500	1,402,789	2,219,200	40,941,500	5,203,100	1,715,100	145,000	-	7,063,200
Selangor	14,242,500	18,444,000	409,400	274,097	33,369,997	2,000	2,477	-	-	4,477
N.Sembilan	14,402,092	5,334,773	2,300,992	47,000	22,084,857	30,000	41,500	-	-	71,500
Melaka	10,614,857	18,581,240	1,506,910	20,550	30,723,557	66,100	1,600	-	-	67,700
Johor	43,357,060	13,904,000	4,267,690	753,000	62,281,750	834,173	10,000	113,000	-	957,173
Pahang	10,136,177	1,815,500	250,000	213,846	12,415,523	722	12,340	-	-	13,062
Terengganu	2,453,275	-	15,000	62,155	2,530,430	1,500	21,815	-	-	23,315
Kelantan	4,670,000	-	100,000	291,500	5,061,500	8,517	28,570	-	-	37,087
W.P KL	-	-	-	-	-	-	-	-	-	-
JUMLAH <i>Total</i>	145,049,672	73,880,013	13,353,781	10,633,513	242,916,979	6,481,782	2,203,052	458,200	-	9,143,034

* Sumber : Jabatan Perkhidmatan Veterinar Negeri

** Lain-lain : Pelbagai jenis unggas seperti ayam katek/ ayam serama (*bantam fowl*), burung kuang (*pheasant*) atau burung merak (*peacock*)