

**JADUAL 3.1: SEMBELIHAN TERNAKAN RUMINAN DAN BABI MENGIKUT NEGERI, 2019***Jadual 3.1: Number of Slaughter Ruminant and Swine by States, 2019*

<b>NEGERI</b> <i>State</i>	<b>KERBAU</b> <i>Buffalo</i>	<b>LEMBU</b> <i>Cattle</i>	<b>KAMBING</b> <i>Goat</i>	<b>BEBIRI</b> <i>Sheep</i>	<b>BABI</b> <i>Swine</i>
<b>Perlis</b>	96	2,896	542	147	2,312
<b>Kedah</b>	470	10,169	9,252	2,692	9,108
<b>P.Pinang</b>	1,226	10,014	3,042	573	215,728
<b>Perak</b>	1,131	9,115	2,047	2,597	200,723
<b>Selangor</b>	442	15,174	16,872	4,477	710,866
<b>N. Sembilan</b>	129	2,761	3,256	1,343	-
<b>Melaka</b>	232	3,896	2,190	468	75,470
<b>Johor</b>	91	7,074	11,306	2,076	332,679
<b>Pahang</b>	936	5,313	1,631	1,339	26,582
<b>Terengganu</b>	442	3,096	1,174	363	-
<b>Kelantan</b>	2	13,122	116	100	-
<b>W.P KL</b>	3	237	25	42	-
<b>JUMLAH</b> <i>Total</i>					
<b>2019</b>	<b>5,200</b>	<b>82,867</b>	<b>51,453</b>	<b>16,217</b>	<b>1,573,468</b>
<b>2018</b>	<b>7,804</b>	<b>103,728</b>	<b>79,066</b>	<b>24,022</b>	<b>1,325,563</b>
<b>% tambah/(susut)</b> <i>% Increase/(Decrease)</i>	<b>(33.4)</b>	<b>(20.1)</b>	<b>(34.9)</b>	<b>(32.5)</b>	<b>18.7</b>

Sumber : Sistem E-Permit 2

**JADUAL 3.2: SIRI MASA SEMBELIHAN TERNAKAN RUMINAN DAN BABI, SEMENANJUNG MALAYSIA, 2019***Jadual 3.2: Time Series Number of Slaughter Ruminant and Swine, Peninsular Malaysia, 2019*

<b>TAHUN</b> <i>Year</i>	<b>KERBAU</b> <i>Buffalo</i>	<b>LEMBU</b> <i>Cattle</i>	<b>KAMBING</b> <i>Goat</i>	<b>BEBIRI</b> <i>Sheep</i>	<b>BABI</b> <i>Swine</i>
<b>2010</b>	8,816	104,060	20,191	4,163	1,370,706
<b>2011</b>	8,752	110,600	36,896	10,109	1,205,912
<b>2012</b>	9,920	117,491	37,406	10,406	1,381,833
<b>2013</b>	7,219	123,496	64,097	15,665	1,363,611
<b>2014</b>	7,715	136,225	67,586	17,082	1,181,978
<b>2015</b>	7,678	149,174	69,449	17,193	1,259,230
<b>2016</b>	7,121	129,224	64,411	20,676	1,147,780
<b>2017</b>	9,058	116,036	63,875	18,386	1,304,977
<b>2018</b>	7,804	103,728	79,066	24,022	1,325,563
<b>2019</b>	5,200	82,867	51,453	16,217	1,573,468

**JADUAL 3.3: SEMBELIHAN BULANAN TERNAKAN KERBAU MENGIKUT NEGERI, 2019**

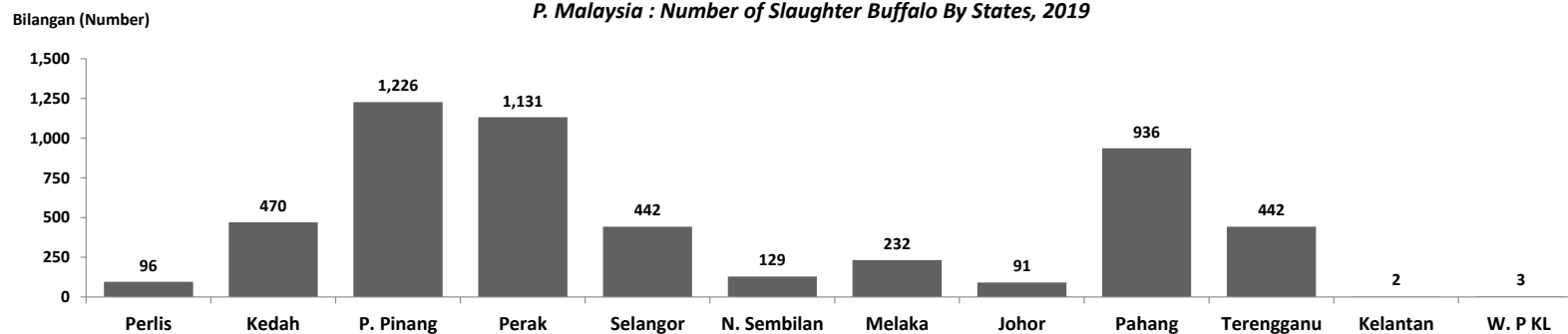
*Jadual 3.3: Number of Monthly Slaughter Buffalo By State, 2019*

NEGERI State	JAN Jan	FEB Feb	MAC Mar	APR Apr	MEI May	JUN Jun	JUL Jul	OGO Aug	SEP Sep	OKT Oct	NOV Nov	DIS Dec	JUMLAH Total
Perlis					83	7	2	4					96
Kedah	25		26	27	102	70	52	79	26	49		14	470
P. Pinang	60		197	115	273	151	150	73	118		89		1,226
Perak	52	55	54	68	202	206	97	258	44	16	39	40	1,131
Selangor	31	32	25	12	65	40	32	69	34	55	26	21	442
N. Sembilan	11	6	3	7	40	32	7	9	5	5	2	2	129
Melaka			8	20	57	48	44	47			2	6	232
Johor	5	5	4	5	10	25	9	6	4	7	6	5	91
Pahang	72	64	44	91	130	64	58	136	58	58	50	111	936
Terengganu	37	33	33	45	68	22	20	74	34	15	27	34	442
Kelantan	1							1					2
W. P KL								3					3
<b>JUMLAH Total</b>	<b>294</b>	<b>195</b>	<b>394</b>	<b>390</b>	<b>1,030</b>	<b>665</b>	<b>471</b>	<b>759</b>	<b>323</b>	<b>205</b>	<b>241</b>	<b>233</b>	<b>5,200</b>

Sumber : Sistem E-Permit 2

**S. Malaysia : Sembelihan Ternakan Kerbau Mengikut Negeri , 2019**

*P. Malaysia : Number of Slaughter Buffalo By States, 2019*



**JADUAL 3.4: SEMBELIHAN BULANAN TERNAKAN LEMBU MENGIKUT NEGERI, 2019**

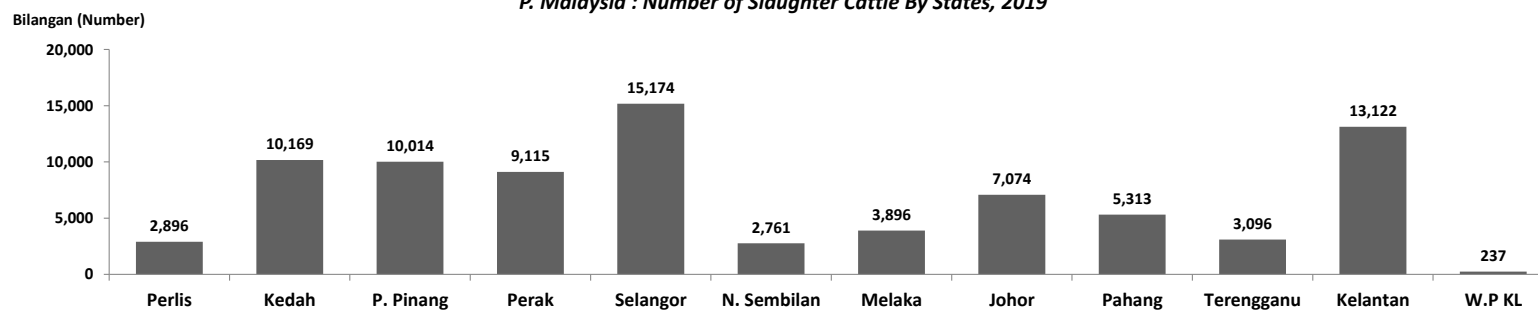
*Jadual 3.4: Number of Monthly Slaughter Cattle By State, 2019*

NEGERI <i>State</i>	JAN <i>Jan</i>	FEB <i>Feb</i>	MAC <i>Mar</i>	APR <i>Apr</i>	MEI <i>May</i>	JUN <i>Jun</i>	JUL <i>Jul</i>	OGO <i>Aug</i>	SEP <i>Sep</i>	OKT <i>Oct</i>	NOV <i>Nov</i>	DIS <i>Dec</i>	JUMLAH <i>Total</i>
Perlis	38	167	174	158	509	223	115	741	153	199	200	219	<b>2,896</b>
Kedah	476	600	648	762	1,520	1,614	776	1,568	478	609	447	671	<b>10,169</b>
P. Pinang	419	636	611	534	456	2,149	369	2,561	407	318	427	1,127	<b>10,014</b>
Perak	343	686	465	547	687	1,883	598	1,576	412	678	540	700	<b>9,115</b>
Selangor	756	749	902	900	1,485	2,175	905	4,083	822	805	670	922	<b>15,174</b>
N. Sembilan	194	182	249	363	348	457	195	243	129	213	145	43	<b>2,761</b>
Melaka	96	79	104	361	580	214	379	1,533	108	160	90	192	<b>3,896</b>
Johor	711	300	185	510	649	543	783	925	817	653	539	459	<b>7,074</b>
Pahang	227	332	195	358	196	743	421	1,093	745	197	292	514	<b>5,313</b>
Terengganu	127	145	161	148	497	407	144	554	218	216	235	244	<b>3,096</b>
Kelantan	995	965	970	858	2,122	960	992	1,815	754	891	883	917	<b>13,122</b>
W.P KL								237					<b>237</b>
<b>JUMLAH</b> <i>Total</i>	<b>4,382</b>	<b>4,841</b>	<b>4,664</b>	<b>5,499</b>	<b>9,049</b>	<b>11,368</b>	<b>5,677</b>	<b>16,929</b>	<b>5,043</b>	<b>4,939</b>	<b>4,468</b>	<b>6,008</b>	<b>82,867</b>

*Sumber : Sistem E-Permit 2*

**S. Malaysia : Sembelihan Ternakan Lembu Mengikut Negeri, 2019**

*P. Malaysia : Number of Slaughter Cattle By States, 2019*



**JADUAL 3.5: SEMBELIHAN BULANAN TERNAKAN KAMBING MENGIKUT NEGERI, 2019**

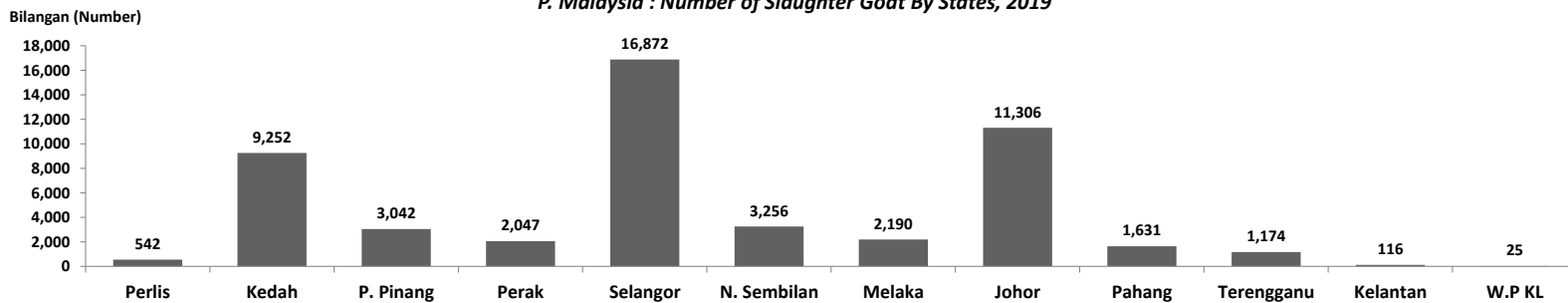
*Jadual 3.5: Number of Monthly Slaughter Goat By State, 2019*

NEGERI State	JAN Jan	FEB Feb	MAC Mar	APR Apr	MEI May	JUN Jun	JUL Jul	OGO Aug	SEP Sep	OKT Oct	NOV Nov	DIS Dec	JUMLAH Total
Perlis	11	120		17	100		130	111		53			542
Kedah	298	425	567	523	871	1,736	481	1,936	660	436	567	752	9,252
P. Pinang	64	72	180	180	103	695	168	935	168	193	173	111	3,042
Perak	119	110	107	130	103	330	105	513	106	134	120	170	2,047
Selangor	160	980	740	1,473	2,098	1,255	1632	2,828	1,580	1,620	1,340	1,166	16,872
N. Sembilan	100	70	110		110	908		1,213		150	170	425	3,256
Melaka				30	160	510	135	1,050			120	185	2,190
Johor	700	792	850	820	900	1,190	950	1,590	854	1,010	670	980	11,306
Pahang	70	110	75		110	400		775		30	36	25	1,631
Terengganu		62	87	70	102	50	55	310	64	89	85	200	1,174
Kelantan		4	7	5		30		70					116
W.P KL								25					25
<b>JUMLAH Total</b>	<b>1,522</b>	<b>2,745</b>	<b>2,723</b>	<b>3,248</b>	<b>4,657</b>	<b>7,104</b>	<b>3,656</b>	<b>11,356</b>	<b>3,432</b>	<b>3,715</b>	<b>3,281</b>	<b>4,014</b>	<b>51,453</b>

Sumber : Sistem E-Permit 2

**S. Malaysia : Sembelihan Ternakan Kambing Mengikut Negeri, 2019**

*P. Malaysia : Number of Slaughter Goat By States, 2019*



**JADUAL 3.6: SEMBELIHAN BULANAN TERNAKAN BEBIRI MENGIKUT NEGERI, 2019**

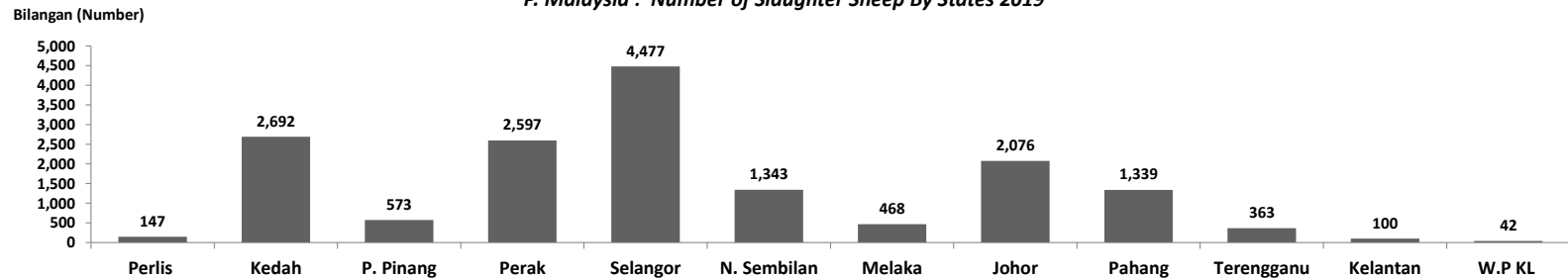
*Jadual 3.6: Number of Monthly Slaughter Sheep By State, 2019*

NEGERI State	JAN Jan	FEB Feb	MAC Mar	APR Apr	MEI May	JUN Jun	JUL Jul	OGO Aug	SEP Sep	OKT Oct	NOV Nov	DIS Dec	JUMLAH Total
Perlis									70	23	54		147
Kedah	156	192	237	172	219	260	221	296	197	218	264	260	2,692
P. Pinang				30	45	3	50		190	115	140		573
Perak		35		20		190	200	1,890	100		99	63	2,597
Selangor	149	200	510	550	820	360	482	830	197	189	170	20	4,477
N. Sembilan	5		8	20		119		1,120		50		21	1,343
Melaka		60	15	100		20	100	173					468
Johor	71			113	15	380	265	950	50	182	50		2,076
Pahang					83	15	10	42	530	2		657	1,339
Terengganu	24			1			12		5	317	4		363
Kelantan						56		21			23		100
W.P KL								42					42
<b>JUMLAH Total</b>	<b>405</b>	<b>487</b>	<b>770</b>	<b>1,006</b>	<b>1,182</b>	<b>1,403</b>	<b>1,340</b>	<b>5,364</b>	<b>1,339</b>	<b>1,096</b>	<b>804</b>	<b>1,021</b>	<b>16,217</b>

Sumber : Sistem E-Permit 2

**S. Malaysia : Sembelihan Ternakan Bebiri Mengikut Negeri, 2019**

*P. Malaysia : Number of Slaughter Sheep By States 2019*



**JADUAL 3.7: SEMBELIHAN BULANAN TERNAKAN BABI MENGIKUT NEGERI, 2019**

*Jadual 3.7: Number of Monthly Slaughter Swine By State, 2019*

NEGERI State	JAN Jan	FEB Feb	MAC Mar	APR Apr	MEI May	JUN Jun	JUL Jul	OGO Aug	SEP Sep	OKT Oct	NOV Nov	DIS Dec	JUMLAH Total
Perlis	411	254	304	162	329	114	102	174	120	90	132	120	2,312
Kedah	437	579	573	726	1,524	1,590	742	1,456	459	397	306	319	9,108
P. Pinang	20,090	16,539	17,749	18,264	17,964	17,267	18,361	18,963	17,365	16,761	17,654	18,751	215,728
Perak	23,370	13,203	18,058	17,509	16,903	15,313	16,365	17,175	14,462	14,238	16,424	17,703	200,723
Selangor	65,161	45,271	55,658	56,869	61,799	58,582	61,356	62,922	57,982	60,002	61,950	63,314	710,866
N. Sembilan #													
Melaka	8,201	4,240	5,960	6,086	6,376	5,547	6,126	7,125	6,380	6,897	6,195	6,337	75,470
Johor	33,931	22,438	26,999	23,568	28,621	28,308	29,027	30,820	24,744	26,380	26,389	31,454	332,679
Pahang	3,057	1,579	2,101	2,146	2,331	2,168	2,349	2,376	2,170	2,109	2,037	2,159	26,582
Terengganu #													
Kelantan #													
W. P KL #													
<b>JUMLAH Total</b>	<b>154,658</b>	<b>104,103</b>	<b>127,402</b>	<b>125,330</b>	<b>135,847</b>	<b>128,889</b>	<b>134,428</b>	<b>141,011</b>	<b>123,682</b>	<b>126,874</b>	<b>131,087</b>	<b>140,157</b>	<b>1,573,468</b>

# : Tiada penyembelihan direkodkan (None)

**S. Malaysia : Sembelihan Ternakan Babi Mengikut Negeri, 2019**

*P. Malaysia : Number of Slaughter Swine By States, 2019*

