

JADUAL 5.1: HARGA DI LADANG HASILAN TERNAKAN, MALAYSIA, 2019

Table 5.1: Ex-Farm Price of Livestock Products, Malaysia, 2019

KOMODITI <i>Commodity</i>	JAN <i>Jan</i>	FEB <i>Feb</i>	MAC <i>Mar</i>	APR <i>Apr</i>	MEI <i>May</i>	JUN <i>Jun</i>	JUL <i>Jul</i>	OGO <i>Aug</i>	SEP <i>Sep</i>	OKT <i>Oct</i>	NOV <i>Nov</i>	DIS <i>Dec</i>	PURATA <i>Average</i>
AYAM DAGING (HIDUP) <i>Broiler (Live)</i> (RM/kg)	5.70	5.35	5.10	4.65	4.85	4.95	5.45	5.50	5.00	4.90	5.00	4.95	5.05
AYAM KAMPUNG <i>Local Fowl</i> (RM/kg)	8.15	8.30	8.25	8.20	8.25	8.60	8.30	8.25	8.40	8.50	8.35	8.35	8.35
PUYUH PROSES <i>Processed Quail - (RM/kg)</i>	<i>n.a</i>	<i>n.a</i>	<i>n.a</i>	<i>n.a</i>	<i>n.a</i>	<i>n.a</i>	<i>n.a</i>	<i>n.a</i>	<i>n.a</i>	<i>n.a</i>	<i>n.a</i>	<i>n.a</i>	<i>n.a</i>
AYAM TUA <i>Culled Chicken</i> (RM/kg)	5.30	5.35	5.30	5.25	5.30	5.00	5.30	5.40	5.40	5.45	5.50	5.40	5.35
TELUR AYAM (sen/biji) <i>Chicken Egg (cent/egg)</i>													
Gred A	0.39	0.4	0.39	0.36	0.36	0.36	0.35	0.36	0.37	0.37	0.35	0.34	0.37
Gred B	0.37	0.38	0.37	0.34	0.34	0.34	0.33	0.34	0.35	0.35	0.34	0.32	0.35
Gred C	0.36	0.37	0.36	0.32	0.32	0.32	0.32	0.33	0.34	0.34	0.32	0.31	0.33
TELUR ITIK (sen/biji) <i>Duck Egg (cent/egg)</i>													
Besar (<i>Large</i>)	0.52	0.52	0.52	0.52	0.52	0.52	0.52	0.52	0.52	0.52	0.52	0.52	0.52
Sedang (<i>Medium</i>)	0.56	0.56	0.56	0.56	0.56	0.56	0.56	0.56	0.56	0.56	0.56	0.56	0.56
TELUR MASIN (sen/biji) <i>Salted Egg (cent/egg)</i>	0.60	0.55	0.60	0.55	0.55	0.60	0.65	0.65	0.60	0.60	0.65	0.60	0.60
TELUR PUYUH (sen/biji) <i>Quail Egg (cent/eggs)</i>													
Sedang (<i>Medium</i>)	0.09	0.09	0.09	0.09	0.09	0.09	0.09	0.09	0.09	0.09	0.09	0.09	0.09

Sumber : FAMA - Warta Barangan
Source : FAMA

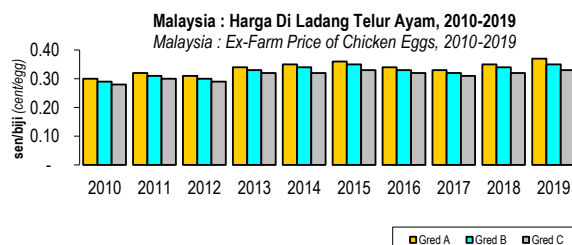
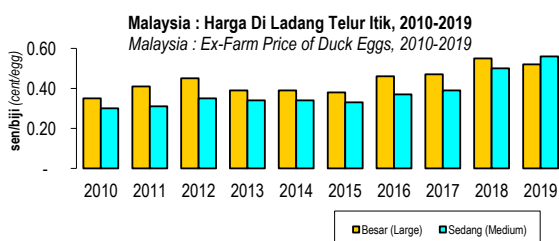
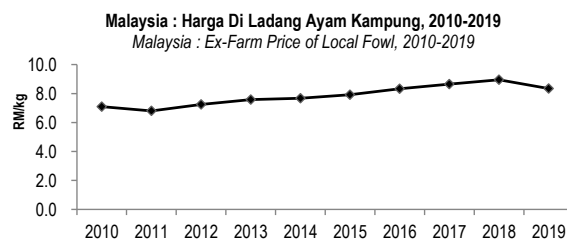
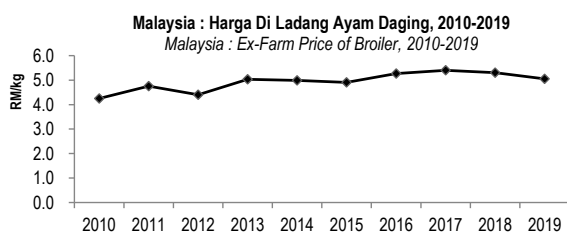
JADUAL 5.2: SIRI MASA HARGA DI LADANG HASILAN TERNAKAN, MALAYSIA, 2010-2019

Table 5.2: Time Series Ex-Farm Price of Livestock Products, Malaysia, 2010-2019

KOMODITI <i>Commodity</i>	2010	2011	2012	2013	2014	2015	2016	2017	2018	2019
AYAM DAGING (HIDUP) <i>Broiler (Live) - (RM/kg)</i>	4.25	4.75	4.40	5.03	4.99	4.91	5.27	5.40	5.30	5.05
AYAM KAMPUNG <i>Local Fowl - (RM/kg)</i>	7.10	6.80	7.25	7.58	7.67	7.92	8.33	8.65	8.95	8.35
PUYUH PROSES <i>Processed Quail - (RM/kg)</i>	9.65	10.50	8.50	8.50	8.52	18.00	n.a	n.a	n.a	n.a
AYAM TUA <i>Culled Chicken (RM/kg)</i>	3.8	4.00	3.85	4.03	3.76	5.15	5.17	5.15	5.55	5.35
TELUR AYAM (sen/biji) <i>Chicken Egg (cent/egg)</i>										
Gred A	0.30	0.32	0.31	0.34	0.35	0.36	0.34	0.33	0.35	0.37
Gred B	0.29	0.31	0.30	0.33	0.34	0.35	0.33	0.32	0.34	0.35
Gred C	0.28	0.30	0.29	0.32	0.32	0.33	0.32	0.31	0.32	0.33
TELUR ITIK (sen/biji) <i>Duck Egg (cent/egg)</i>										
Besar (Large)	0.35	0.41	0.45	0.39	0.39	0.38	0.46	0.47	0.55	0.52
Sedang (Medium)	0.30	0.31	0.35	0.34	0.34	0.33	0.37	0.39	0.50	0.56
TELUR MASIN (sen/biji) <i>Salted Egg (cent/egg)</i>	0.40	0.40	0.45	0.59	0.42	0.56	0.68	0.65	0.60	0.60
TELUR PUYUH (sen/biji) <i>Quail Egg (cent/egg)</i>	0.07	0.09	0.10	0.10	0.10	0.10	0.09	0.12	0.09	0.09

Sumber : FAMA - Warta Barangan
Source : FAMA

n.a : tiada maklumat (not available)



JADUAL 5.3: HARGA BORONG HASILAN TERNAKAN, MALAYSIA, 2019

Table 5.3: Wholesale Price of Livestock Products, Malaysia, 2019

KOMODITI Commodity	JAN Jan	FEB Feb	MAC Mar	APR Apr	MEI May	JUN Jun	JUL Jul	OGO Aug	SEP Sep	OKT Oct	NOV Nov	DIS Dec	PURATA Average
AYAM DAGING (HIDUP) <i>Broiler (Live) - (RM/kg)</i>	6.30	6.00	5.70	5.00	5.25	5.30	6.10	6.10	5.70	5.55	5.50	5.50	5.65
AYAM KAMPUNG <i>Local Fowl - (RM/kg)</i>	11.05	10.90	10.90	11.05	11.05	11.05	11.05	11.15	11.20	11.20	11.15	11.35	10.95
AYAM PROSES (STANDARD) <i>Processed Chicken - (RM/kg)</i>	7.60	7.15	6.90	6.30	6.55	6.70	7.35	25.00	6.90	6.80	6.80	6.80	7.00
AYAM TUA <i>Culled Chicken - (RM/kg)</i>	6.45	6.40	6.20	6.15	6.20	6.10	6.05	6.20	6.35	6.50	6.50	6.40	6.30
PUYUH PROSES <i>Processed Quail - (RM/kg)</i>	15.18	15.25	15.25	15.25	15.30	15.25	15.82	15.92	15.97	15.92	15.78	15.80	15.55
BIRI-BIRI IMPORT (BEKU) <i>Imported Mutton (Frozen) - (RM/kg)</i>	23.20	23.20	23.25	23.35	23.30	22.85	23.30	23.35	23.10	22.60	22.35	22.90	22.90
DAGING KAMBING TEMPATAN <i>Local Mutton - (RM/kg)</i>	36.30	36.40	36.35	36.60	36.60	36.25	36.55	36.30	36.30	37.00	37.40	37.50	36.65
DAGING LEMBU TEMPATAN <i>Local Beef - (RM/kg)</i>	31.75	32.10	31.95	31.75	31.95	31.35	31.65	30.65	31.55	31.70	31.75	31.60	30.65
DAGING LEMBU IMPORT (INDIA NO. 1 - Top Side) <i>Imported Beef (RM/kg)</i>	18.15	18.45	18.50	18.25	18.50	17.65	18.20	18.80	18.15	18.05	18.10	17.95	18.20
DAGING LEMBU IMPORT (INDIA NO. 2 - Silver Side) <i>Imported Beef (RM/kg)</i>	<i>n.a</i>	<i>n.a</i>	<i>n.a</i>	<i>n.a</i>	<i>n.a</i>	<i>n.a</i>	<i>n.a</i>	<i>n.a</i>	<i>n.a</i>	<i>n.a</i>	<i>n.a</i>	<i>n.a</i>	<i>n.a</i>
TELUR AYAM (sen/biji) <i>Chicken Egg (cent/egg)</i>													
Gred A	0.44	0.44	0.43	0.40	0.40	0.40	0.40	0.41	0.42	0.41	0.40	0.39	0.41
Gred B	0.43	0.43	0.42	0.39	0.39	0.38	0.38	0.39	0.40	0.40	0.39	0.37	0.40
Gred C	0.41	0.41	0.41	0.37	0.37	0.37	0.37	0.38	0.39	0.39	0.37	0.36	0.38
TELUR ITIK (sen/biji) <i>Duck Egg (cent/egg)</i>													
Besar (Large)	0.80	0.80	0.80	0.80	0.80	0.80	0.80	0.85	0.85	0.85	0.85	0.85	0.80
Sedang (Medium)	0.75	0.75	0.75	0.75	0.75	0.75	0.75	0.75	0.75	0.75	0.75	0.75	0.75
TELUR MASIN (sen/biji) <i>Salted Egg (cent/egg)</i>	1.05	1.05	1.10	1.05	1.05	1.05	1.05	1.05	1.05	1.05	1.05	1.05	1.05
TELUR PUYUH (sen/biji) <i>Quail Egg (cent/egg)</i>													
Sedang (Medium)	0.20	0.20	0.20	0.20	0.20	0.20	0.20	0.20	0.21	0.21	0.20	0.21	0.20

Sumber : FAMA - Warta Barangan

Source : FAMA

Bermula tahun 2019, maklumat Harga Daging Lembu Import India No.2-Silver Side tidak lagi dikumpul oleh FAMA

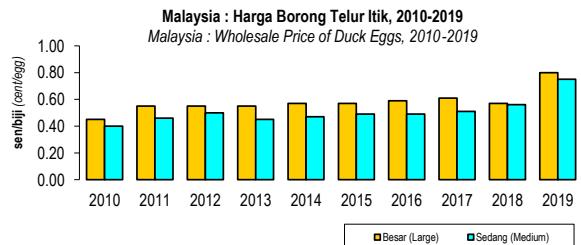
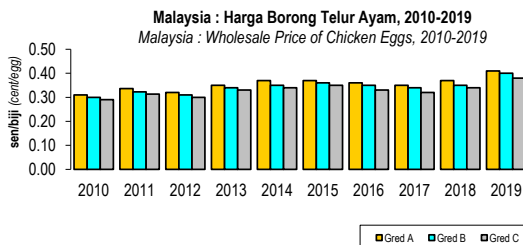
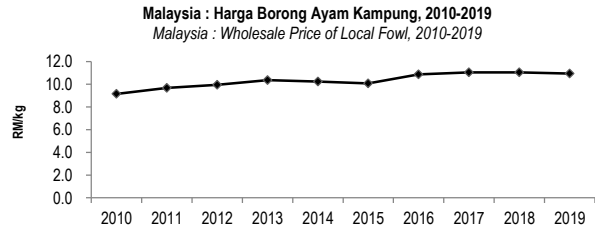
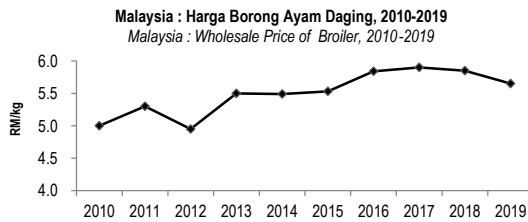
JADUAL 5.4: SIRI MASA HARGA BORONG HASILAN TERNAKAN, MALAYSIA, 2010-2019

Table 5.4: Time Series Wholesale Price of Livestock Products, Malaysia, 2010-2019

KOMODITI Commodity	2010	2011	2012	2013	2014	2015	2016	2017	2018	2019
AYAM DAGING (HIDUP) Broiler (Live) - (RM/kg)	5.00	5.30	4.95	5.50	5.49	5.53	5.84	5.90	5.85	5.65
AYAM KAMPUNG Local Fowl - (RM/kg)	9.15	9.69	9.95	10.36	10.25	10.08	10.88	11.05	11.05	10.95
AYAM PROSES (STANDARD) Processed Chicken - (RM/kg)	6.05	6.80	6.25	6.73	6.55	6.59	7.17	7.35	7.05	7.00
AYAM PROSES (SUPER) Processed Chicken - (RM/kg)	<i>n.a</i>	<i>n.a</i>	<i>n.a</i>	<i>n.a</i>	<i>n.a</i>	<i>n.a</i>	<i>n.a</i>	<i>n.a</i>	<i>n.a</i>	<i>n.a</i>
AYAM TUA Culled Chicken - (RM/kg)	4.85	5.42	5.40	5.63	5.62	6.71	6.63	6.50	6.15	6.30
PUYUH PROSES Processed Quail - (RM/kg)	13.25	13.25	13.55	13.74	14.40	14.63	14.98	15.70	12.30	15.55
BIRI-BIRI IMPORT (BEKU) Imported Mutton (Frozen) - (RM/kg)	15.40	16.67	17.45	17.36	18.77	19.82	20.45	22.40	23.45	22.90
DAGING KAMBING TEMPATAN Local Mutton - (RM/kg)	23.85	25.76	28.25	29.18	30.34	31.32	32.96	35.05	35.45	36.65
DAGING LEMBU TEMPATAN Local Beef - (RM/kg)	17.19	17.56	19.25	21.08	23.97	24.62	26.32	28.65	31.40	30.65
DAGING LEMBU IMPORT INDIA No. 1 - Top Side (RM/kg)	10.25	10.55	11.50	11.94	13.23	13.71	15.03	18.75	19.50	18.20
DAGING LEMBU IMPORT INDIA No. 2 - Silver Side (RM/kg)	9.20	9.53	10.60	11.01	12.11	12.80	13.89	17.75	18.65	<i>n.a</i>
TELUR AYAM (sen/biji) Chicken Egg (cent/egg)										
Gred A	0.31	0.34	0.32	0.35	0.37	0.37	0.36	0.35	0.37	0.41
Gred B	0.30	0.32	0.31	0.34	0.35	0.36	0.35	0.34	0.35	0.40
Gred C	0.29	0.31	0.30	0.33	0.34	0.35	0.33	0.32	0.34	0.38
TELUR ITIK (sen/biji) Duck Egg (cent/egg)										
Besar (Large)	0.45	0.55	0.55	0.55	0.57	0.57	0.59	0.61	0.57	0.80
Sedang (Medium)	0.40	0.46	0.50	0.45	0.47	0.49	0.49	0.51	0.56	0.75
TELUR MASIN (sen/biji) Salted Egg (cent/egg)	0.60	0.60	0.60	0.60	0.64	0.69	0.71	0.75	0.76	1.05
TELUR PUYUH (SEDANG) - (sen/biji) Quail Egg (Medium) - (cent/egg)	0.10	0.11	0.11	0.11	0.12	0.12	0.11	0.12	0.12	0.20

Sumber : FAMA - Warta Barangan
Source : FAMA

n.a : tiada maklumat (not available)



JADUAL 5.5 : HARGA RUNCIT HASILAN TERNAKAN, MALAYSIA, 2019

Table 5.5 : Retail Price of Livestock Products, Malaysia, 2019

KOMODITI <i>Commodity</i>	JAN <i>Jan</i>	FEB <i>Feb</i>	MAC <i>Mar</i>	APR <i>Apr</i>	MEI <i>May</i>	JUN <i>Jun</i>	JUL <i>Jul</i>	OGO <i>Aug</i>	SEP <i>Sep</i>	OKT <i>Oct</i>	NOV <i>Nov</i>	DIS <i>Dec</i>	PURATA <i>Average</i>
AYAM DAGING (HIDUP) <i>Broiler (Live) - (RM/kg)</i>	7.15	6.90	6.50	6.10	6.25	6.20	6.90	7.00	6.55	6.35	6.30	6.35	6.55
AYAM KAMPUNG <i>Local Fowl - (RM/kg)</i>	14.30	14.25	14.25	14.50	14.65	14.50	14.55	14.55	14.55	14.50	14.65	14.70	14.30
AYAM PROSES (STANDARD) <i>Processed Chicken - (RM/kg)</i>	8.65	8.30	8.20	7.80	7.80	7.75	8.40	8.60	8.20	8.00	8.00	8.05	8.15
AYAM PROSES (SUPER) <i>Processed Chicken - (RM/kg)</i>	9.40	9.25	9.25	8.80	8.80	8.90	9.20	9.30	9.05	8.95	9.00	9.00	9.05
AYAM TUA <i>Culled Chicken - (RM/kg)</i>	8.00	7.90	7.95	7.85	7.80	7.75	7.85	7.85	8.00	7.95	7.95	8.15	7.95
PUYUH PROSES <i>Processed Quail - (RM/kg)</i>	19.25	19.70	19.30	19.35	19.20	19.45	19.55	19.50	19.50	19.50	19.35	19.30	19.35
BIRI-BIRI IMPORT (PEJAL) <i>Imported Mutton (Lean) - (RM/kg)</i>	27.05	27.35	27.25	27.35	27.40	27.20	27.45	27.25	27.45	27.00	26.65	26.70	27.15
DAGING KAMBING TEMPATAN <i>Local Mutton - (RM/kg)</i>	39.70	40.05	40.05	40.20	40.25	40.25	40.15	40.15	39.80	41.10	41.90	41.85	39.80
DAGING LEMBU TEMPATAN <i>Local Beef - (RM/kg)</i>	34.00	34.50	34.05	34.10	34.15	33.75	33.95	34.10	34.10	34.15	34.10	34.05	34.05
DAGING LEMBU IMPORT <i>(INDIA NO. 1 - Top Side)</i> <i>Imported Beef (RM/kg)</i>	21.30	21.60	21.60	21.30	21.40	21.25	21.55	21.65	21.65	21.80	21.90	21.90	21.60
DAGING LEMBU IMPORT <i>(INDIA NO. 2 - Silver Side)</i> <i>Imported Beef (RM/kg)</i>	<i>n.a</i>	<i>n.a</i>	<i>n.a</i>	<i>n.a</i>	<i>n.a</i>	<i>n.a</i>	<i>n.a</i>	<i>n.a</i>	<i>n.a</i>	<i>n.a</i>	<i>n.a</i>	<i>n.a</i>	<i>n.a</i>
TELUR AYAM (sen/biji) <i>Chicken Egg (cent/egg)</i>													
Gred A	0.44	0.44	0.43	0.40	0.40	0.40	0.40	0.41	0.42	0.41	0.40	0.39	0.41
Gred B	0.43	0.43	0.42	0.39	0.39	0.38	0.38	0.39	0.40	0.40	0.39	0.37	0.40
Gred C	0.41	0.41	0.41	0.37	0.37	0.37	0.37	0.38	0.39	0.39	0.37	0.36	0.38
TELUR ITIK (sen/biji) <i>Duck Egg (cent/egg)</i>													
Besar (<i>Large</i>)	0.8	0.8	0.8	0.8	0.8	0.8	0.8	0.85	0.85	0.85	0.85	0.85	0.80
Sedang (<i>Medium</i>)	0.75	0.75	0.75	0.75	0.75	0.75	0.75	0.75	0.75	0.75	0.75	0.75	0.75
TELUR MASIN (sen/biji) <i>Salted Egg (cent/egg)</i>	1.05	1.05	1.10	1.05	1.05	1.05	1.05	1.05	1.05	1.05	1.05	1.05	1.05
TELUR PUYUH (sen/biji) <i>Quail Egg (cent/egg)</i>													
Sedang (<i>Medium</i>)	0.20	0.20	0.20	0.20	0.20	0.20	0.20	0.20	0.21	0.21	0.20	0.21	0.20

Sumber : FAMA - Warta Barangan

Source : FAMA

Bermula tahun 2019, maklumat Harga Daging Lembu Import India No.2-Silver Side tidak lagi dikumpul oleh FAMA

JADUAL 5.6: SIRI MASA HARGA RUNCIT HASILAN TERNAKAN, MALAYSIA, 2010-2019

Table 5.6: Time Series Retail Price of Livestock Products, Malaysia, 2010-2019

KOMODITI Commodity	2010	2011	2012	2013	2014	2015	2016	2017	2018	2019
AYAM DAGING (HIDUP)										
Broiler (Live) - (RM/kg)	6.05	6.35	5.95	6.34	6.33	6.23	6.73	7.15	6.70	6.55
AYAM KAMPUNG										
Local Fowl - (RM/kg)	11.05	11.75	12.50	10.34	13.12	12.58	13.47	13.90	14.00	14.30
AYAM PROSES (STANDARD)										
Processed Chicken - (RM/kg)	7.05	7.90	7.40	7.88	7.77	7.82	8.27	8.35	8.35	8.15
AYAM PROSES (SUPER)										
Processed Chicken - (RM/kg)	7.95	8.65	8.70	8.85	8.90	8.81	9.22	9.25	8.95	9.05
AYAM TUA										
Culled Chicken - (RM/kg)	5.95	6.75	6.85	7.08	7.10	8.15	8.23	7.85	7.85	7.95
PUYUH PROSES										
Processed Quail - (RM/kg)	16.00	15.50	16.05	16.50	16.80	17.22	24.00	17.60	16.95	19.35
BIRI-BIRI IMPORT (PEJAL)										
Imported Mutton (Lean) - (RM/kg)	18.45	20.05	21.10	21.35	22.20	21.27	24.09	25.75	27.20	27.15
DAGING KAMBING TEMPATAN										
Local Mutton - (RM/kg)	27.10	29.40	31.55	32.55	34.90	35.56	37.22	38.65	39.00	39.80
DAGING LEMBU TEMPATAN										
Local Beef - (RM/kg)	19.35	20.00	22.00	23.18	26.08	29.84	29.21	31.65	33.75	34.05
DAGING LEMBU IMPORT										
INDIA No. 1 - Top Side (RM/kg)	12.35	12.35	14.20	14.18	15.2	16.14	17.43	21.00	22.25	21.60
DAGING LEMBU IMPORT										
INDIA No. 2 - Silver Side (RM/kg)	11.00	11.25	12.40	12.93	13.97	14.61	15.74	19.60	20.10	n.a
TELUR AYAM (sen/biji)										
Chicken Egg (cent/egg)										
Gred A	0.33	0.36	0.34	0.37	0.38	0.39	0.38	0.37	0.39	0.41
Gred B	0.32	0.35	0.33	0.36	0.37	0.38	0.36	0.36	0.37	0.40
Gred C	0.31	0.33	0.32	0.35	0.36	0.36	0.35	0.34	0.36	0.38
TELUR ITIK (sen/biji)										
Duck Egg (cent/egg)										
Besar (Large)	0.6	0.65	0.65	0.65	0.68	0.68	0.75	0.75	0.79	0.80
Sedang (Medium)	0.5	0.6	0.6	0.55	0.6	0.63	0.65	0.65	0.78	0.75
TELUR MASIN (sen/biji)										
Salted Egg (cent/egg)	0.7	0.78	0.75	0.78	0.83	0.87	0.93	1.00	1.00	1.05
TELUR PUYUH (SEDANG) - (sen/biji)										
Quail Egg (Medium) - (cent/egg)	0.14	0.14	0.16	0.16	0.18	0.19	0.2	0.19	0.19	0.20

Sumber : FAMA - Warta Barangan

n.a : tiada maklumat (not available)

Source : FAMA

