

**MALAYSIA : HARGA DI LADANG HASILAN TERNAKAN, 2016**

*Malaysia : Ex-Farm Price of Livestock Products, 2016*

<b>KOMODITI</b> <i>Commodity</i>	<b>JAN</b> <i>Jan</i>	<b>FEB</b> <i>Feb</i>	<b>MAC</b> <i>Mar</i>	<b>APR</b> <i>Apr</i>	<b>MEI</b> <i>May</i>	<b>JUN</b> <i>Jun</i>	<b>JUL</b> <i>Jul</i>	<b>OGO</b> <i>Aug</i>	<b>SEP</b> <i>Sep</i>	<b>OKT</b> <i>Oct</i>	<b>NOV</b> <i>Nov</i>	<b>DIS</b> <i>Dec</i>	<b>PURATA</b> <i>Average</i>
<b>AYAM KACUKAN (HIDUP)</b> <i>Cross Bred (Live)</i> (RM/kg)	5.30	5.15	4.95	4.80	4.85	5.35	6.10	6.20	5.60	4.75	5.00	5.15	<b>5.27</b>
<b>AYAM KAMPUNG (BETINA)</b> <i>Local Fowl (Female)</i> (RM/kg)	7.50	8.05	7.60	8.10	8.25	8.65	8.65	8.65	8.70	8.60	8.60	8.65	<b>8.33</b>
<b>PUYUH PROSES</b> <i>Processed Quail - (RM/kg)</i>													
<b>AYAM TUA</b> <i>Culled Chicken</i> (RM/kg)	4.90	5.20	5.10	5.20	5.20	5.20	5.20	5.20	5.20	5.20	5.20	5.20	<b>5.17</b>
<b>TELUR AYAM (sen/biji)</b> <i>Chicken Egg (cent/egg)</i>													
Gred A	0.34	0.34	0.34	0.33	0.35	0.34	0.34	0.35	0.35	0.35	0.34	0.34	<b>0.34</b>
Gred B	0.33	0.33	0.33	0.32	0.34	0.33	0.32	0.34	0.34	0.33	0.33	0.33	<b>0.33</b>
Gred C	0.31	0.32	0.32	0.31	0.32	0.32	0.31	0.32	0.33	0.32	0.32	0.32	<b>0.32</b>
<b>TELUR ITIK (sen/biji)</b> <i>Duck Egg (cent/egg)</i>													
Besar (Large)	0.46	0.45	0.44	0.43	0.43	0.47	0.47	0.47	0.46	0.47	0.47	0.47	<b>0.46</b>
Sedang (Medium)	0.37	0.37	0.35	0.36	0.37	0.37	0.36	0.37	0.37	0.37	0.36	0.36	<b>0.37</b>
<b>TELUR MASIN MERAH (sen/biji)</b> <i>Salted Egg (cent/egg)</i>	0.65	0.60	0.60	0.70	0.70	0.70	0.70	0.70	0.70	0.70	0.70	0.70	<b>0.68</b>
<b>TELUR PUYUH (sen/biji)</b> <i>Quail Egg (cent/eggs)</i>													
Sedang (Medium)	0.09	0.09	0.09	0.09	0.09	0.09	0.09	0.09	0.09	0.09	0.09	0.09	<b>0.09</b>

Sumber : FAMA - Warta Barangan

Source : FAMA

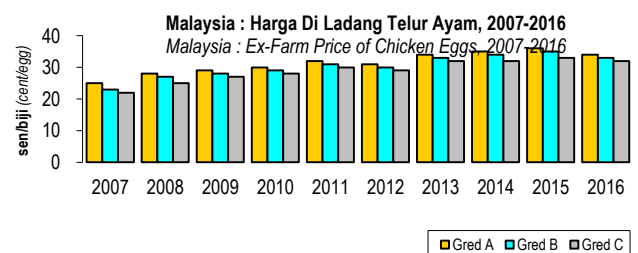
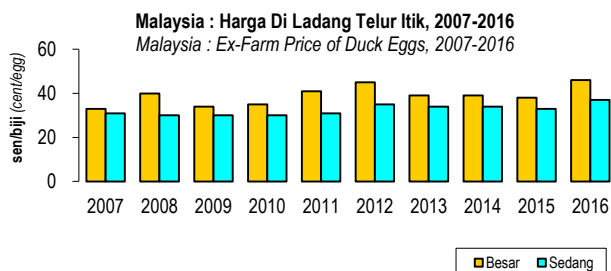
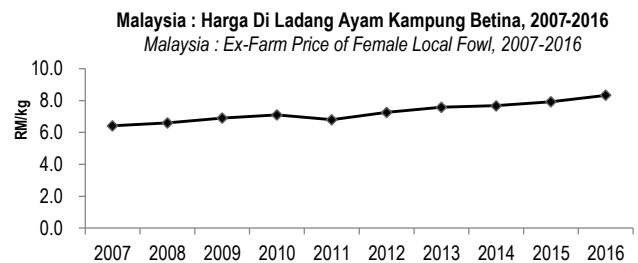
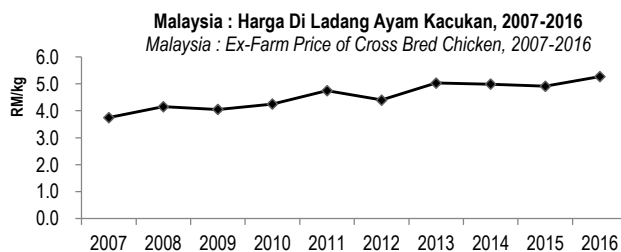
**MALAYSIA : HARGA DI LADANG HASILAN TERNAKAN, 2007-2016**

*Malaysia : Ex-Farm Price of Livestock Products, 2007-2016*

<b>KOMODITI</b> <i>Commodity</i>	2007	2008	2009	2010	2011	2012	2013	2014	2015	2016
<b>AYAM KACUKAN BETINA (HIDUP)</b> <i>Female Cross Bred (Live) - (RM/kg)</i>	3.75	4.15	4.05	4.25	4.75	4.40	5.03	4.99	4.91	5.27
<b>AYAM KAMPUNG (BETINA)</b> <i>Local Fowl (Female) - (RM/kg)</i>	6.42	6.60	6.90	7.10	6.80	7.25	7.58	7.67	7.92	8.33
<b>PUYUH PROSES</b> <i>Processed Quail - (RM/kg)</i>	<i>n.a</i>	8.45	9.90	9.65	10.50	8.50	8.50	8.52	18.00	<i>n.a</i>
<b>AYAM TUA</b> <i>Culled Chicken (RM/kg)</i>	2.9	3.1	3.35	3.80	4.00	3.85	4.03	3.76	5.15	5.17
<b>TELUR AYAM (sen/biji)</b> <i>Chicken Egg (cent/egg)</i>										
Gred A	25	28	29	30	32	31	34	35	36	34
Gred B	23	27	28	29	31	30	33	34	35	33
Gred C	22	25	27	28	30	29	32	32	33	32
<b>TELUR ITIK (sen/biji)</b> <i>Duck Egg (cent/egg)</i>										
Besar ( <i>Large</i> )	33	40	34	35	41	45	39	39	38	46
Sedang ( <i>Medium</i> )	31	30	30	30	31	35	34	34	33	37
<b>TELUR MASIN MERAH (sen/biji)</b> <i>Salted Egg (cent/egg)</i>	42	45	39	40	40	45	59	42	56	68
<b>TELUR PUYUH (sen/biji)</b> <i>Quail Egg (cent/egg)</i>	8	9	8	7	9	10	10	10	10	9

Sumber : FAMA - Warta Barangan  
.Source : FAMA

*n.a : tiada maklumat (not available)*



**MALAYSIA : HARGA BORONG HASILAN TERNAKAN, 2016**

*Malaysia : Wholesale Price of Livestock Products, 2016*

<b>KOMODITI</b> <i>Commodity</i>	<b>JAN</b> <i>Jan</i>	<b>FEB</b> <i>Feb</i>	<b>MAC</b> <i>Mar</i>	<b>APR</b> <i>Apr</i>	<b>MEI</b> <i>May</i>	<b>JUN</b> <i>Jun</i>	<b>JUL</b> <i>Jul</i>	<b>OGO</b> <i>Aug</i>	<b>SEP</b> <i>Sep</i>	<b>OKT</b> <i>Oct</i>	<b>NOV</b> <i>Nov</i>	<b>DIS</b> <i>Dec</i>	<b>PURATA</b> <i>Average</i>
<b>AYAM KACUKAN BETINA (HIDUP)</b> <i>Female Cross Bred (Live) - (RM/kg)</i>	5.90	5.50	5.45	5.30	5.40	5.95	6.65	6.85	6.30	5.50	5.56	5.75	<b>5.84</b>
<b>AYAM KAMPUNG (BETINA)</b> <i>Local Fowl (Female) - (RM/kg)</i>	10.20	10.40	10.30	10.75	10.70	11.15	11.30	11.25	11.40	11.10	11.00	11.05	<b>10.88</b>
<b>AYAM PROSES (STANDARD)</b> <i>Processed Chicken - (RM/kg)</i>	7.35	6.75	6.85	6.70	6.80	7.25	8.05	8.15	7.50	6.65	6.95	7.00	<b>7.17</b>
<b>AYAM TUA</b> <i>Culled Chicken - (RM/kg)</i>	6.80	6.60	6.60	6.35	6.45	6.50	6.60	6.75	6.80	6.85	6.70	6.55	<b>6.63</b>
<b>PUYUH PROSES</b> <i>Processed Quail - (RM/kg)</i>	15.10	15.05	15.20	15.35	14.20	14.40	14.85	15.00	14.75	14.75	15.40	15.70	<b>14.98</b>
<b>BIRI-BIRI IMPORT (BEKU)</b> <i>Imported Mutton (Frozen) - (RM/kg)</i>	19.85	20.00	19.80	20.55	20.50	20.45	20.50	20.65	20.45	20.40	21.05	21.15	<b>20.45</b>
<b>DAGING KAMBING TEMPATAN</b> <i>Local Mutton - (RM/kg)</i>	32.30	31.80	31.70	32.40	32.45	32.65	32.85	33.20	32.90	33.50	34.60	35.15	<b>32.96</b>
<b>DAGING LEMBU TEMPATAN</b> <i>Local Beef - (RM/kg)</i>	25.50	26.10	25.70	25.80	25.95	26.35	26.40	27.00	26.60	26.85	26.40	27.15	<b>26.32</b>
<b>DAGING LEMBU IMPORT</b> (INDIA NO. 1 - Top Side) <i>Imported Beef (RM/kg)</i>	14.35	14.50	14.75	14.70	15.05	14.95	15.05	15.15	15.20	15.35	15.45	15.80	<b>15.03</b>
<b>DAGING LEMBU IMPORT</b> (INDIA NO. 2 - Silver Side) <i>Imported Beef (RM/kg)</i>	13.40	13.55	13.50	13.70	13.75	13.90	14.00	14.00	14.00	14.10	14.20	14.55	<b>13.89</b>
<b>TELUR AYAM (sen/biji)</b> <i>Chicken Egg (cent/egg)</i>													
Gred A	0.35	0.35	0.35	0.34	0.36	0.36	0.35	0.37	0.37	0.36	0.36	0.36	<b>0.36</b>
Gred B	0.33	0.34	0.34	0.33	0.35	0.35	0.34	0.35	0.36	0.35	0.35	0.35	<b>0.35</b>
Gred C	0.33	0.33	0.33	0.32	0.33	0.34	0.33	0.34	0.34	0.34	0.34	0.34	<b>0.33</b>
<b>TELUR ITIK (sen/biji)</b> <i>Duck Egg (cent/egg)</i>													
Besar (Large)	0.61	0.58	0.59	0.59	0.57	0.59	0.58	0.59	0.59	0.59	0.59	0.59	<b>0.59</b>
Sedang (Medium)	0.51	0.49	0.50	0.52	0.50	0.48	0.47	0.46	0.48	0.48	0.48	0.48	<b>0.49</b>
<b>TELUR MASIN MERAH (sen/biji)</b> <i>Salted Egg (cent/egg)</i>	0.75	0.70	0.70	0.75	0.75	0.70	0.70	0.70	0.70	0.70	0.70	0.70	<b>0.71</b>
<b>TELUR PUYUH (sen/biji)</b> <i>Quail Egg (cent/egg)</i>													
Sedang (Medium)	0.11	0.11	0.11	0.11	0.11	0.11	0.11	0.13	0.12	0.11	0.12	0.12	<b>0.11</b>

Sumber : FAMA - Warta Barangan

Source : FAMA

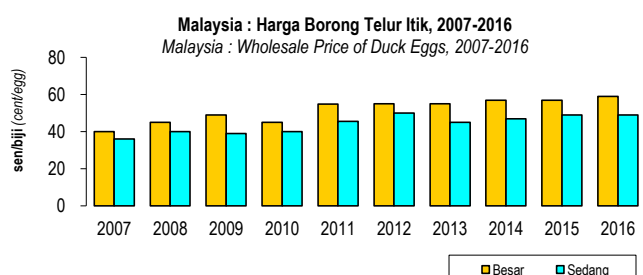
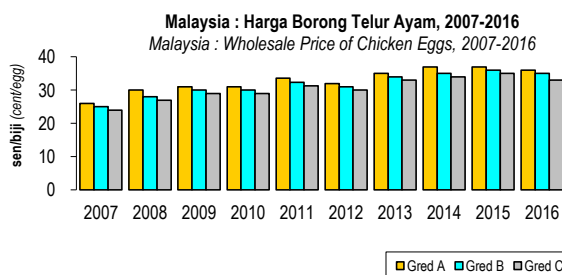
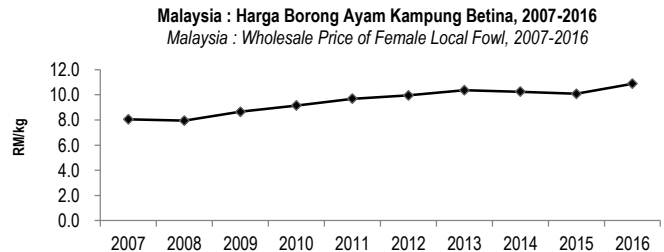
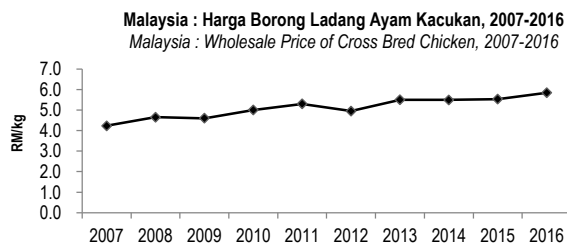
**MALAYSIA : HARGA BORONG HASILAN TERNAKAN, 2007-2016**

*Malaysia : Wholesale Price of Livestock Products, 2007-2016*

KOMODITI Commodity	2007	2008	2009	2010	2011	2012	2013	2014	2015	2016
<b>AYAM KACUKAN BETINA (HIDUP)</b> <i>Female Cross Bred (Live) - (RM/kg)</i>	4.23	4.65	4.60	5.00	5.30	4.95	5.50	5.49	5.53	5.84
<b>AYAM KAMPUNG (BETINA)</b> <i>Local Fowl (Female) - (RM/kg)</i>	8.05	7.95	8.65	9.15	9.69	9.95	10.36	10.25	10.08	10.88
<b>AYAM PROSES (STANDARD)</b> <i>Processed Chicken - (RM/kg)</i>	5.40	6.00	5.95	6.05	6.80	6.25	6.73	6.55	6.59	7.17
<b>AYAM PROSES (SUPER)</b> <i>Processed Chicken - (RM/kg)</i>	n.a	6.65	n.a	n.a	n.a	n.a	n.a	n.a	n.a	n.a
<b>AYAM TUA</b> <i>Culled Chicken - (RM/kg)</i>	3.87	4.30	4.55	4.85	5.42	5.40	5.63	5.62	6.71	6.63
<b>PUYUH PROSES</b> <i>Processed Quail - (RM/kg)</i>	11.32	12.15	13.20	13.25	13.25	13.55	13.74	14.40	14.63	14.98
<b>BIRI-BIRI IMPORT (BEKU)</b> <i>Imported Mutton (Frozen) - (RM/kg)</i>	11.14	11.90	12.95	15.40	16.67	17.45	17.36	18.77	19.82	20.45
<b>DAGING KAMBING TEMPATAN</b> <i>Local Mutton - (RM/kg)</i>	22.13	23.30	23.70	23.85	25.76	28.25	29.18	30.34	31.32	32.96
<b>DAGING LEMBU TEMPATAN</b> <i>Local Beef - (RM/kg)</i>	15.40	16.55	16.80	17.19	17.56	19.25	21.08	23.97	24.62	26.32
<b>DAGING LEMBU IMPORT</b> <i>INDIA No. 1 - Top Side (RM/kg)</i>	7.85	9.40	10.25	10.25	10.55	11.50	11.94	13.23	13.71	15.03
<b>DAGING LEMBU IMPORT</b> <i>INDIA No. 2 - Silver Side (RM/kg)</i>	6.95	8.45	9.20	9.20	9.53	10.60	11.01	12.11	12.80	13.89
<b>TELUR AYAM (sen/biji)</b> <i>Chicken Egg (cent/egg)</i>										
Gred A	26	30	31	31	34	32	35	37	37	36
Gred B	25	28	30	30	32	31	34	35	36	35
Gred C	24	27	29	29	31	30	33	34	35	33
<b>TELUR ITIK (sen/biji)</b> <i>Duck Egg (cent/egg)</i>										
Besar (Large)	40	45	49	45	55	55	55	57	57	59
Sedang (Medium)	36	40	39	40	46	50	45	47	49	49
<b>TELUR MASIN MERAH (sen/biji)</b> <i>Salted Egg (cent/egg)</i>	52	60	60	60	60	60	60	0.64	0.69	0.71
<b>TELUR PUYUH (SEDANG) - (sen/biji)</b> <i>Quail Egg (Medium) - (cent/egg)</i>	9	9	10	10	11	11	11	0.12	0.12	0.11

Sumber : FAMA - Warta Barangan  
Source : FAMA

n.a : tiada maklumat (not available)



**MALAYSIA : HARGA RUNCIT HASILAN TERNAKAN, 2016**

*Malaysia : Retail Price of Livestock Products, 2016*

<b>KOMODITI</b> <i>Commodity</i>	<b>JAN</b> <i>Jan</i>	<b>FEB</b> <i>Feb</i>	<b>MAC</b> <i>Mar</i>	<b>APR</b> <i>Apr</i>	<b>MEI</b> <i>May</i>	<b>JUN</b> <i>Jun</i>	<b>JUL</b> <i>Jul</i>	<b>OGO</b> <i>Aug</i>	<b>SEP</b> <i>Sep</i>	<b>OKT</b> <i>Oct</i>	<b>NOV</b> <i>Nov</i>	<b>DIS</b> <i>Dec</i>	<b>PURATA</b> <i>Average</i>
<b>AYAM KACUKAN BETINA (HIDUP)</b> <i>Female Cross Bred (Live) - (RM/kg)</i>	6.90	6.40	6.40	6.10	6.20	6.70	7.45	7.70	7.20	6.55	6.55	6.60	<b>6.73</b>
<b>AYAM KAMPUNG (BETINA)</b> <i>Local Fowl (Female) - (RM/kg)</i>	12.95	12.95	13.05	13.30	13.45	13.55	13.95	13.85	13.85	13.65	13.50	13.60	<b>13.47</b>
<b>AYAM PROSES (STANDARD)</b> <i>Processed Chicken - (RM/kg)</i>	8.45	7.85	8.10	7.90	8.00	8.30	9.00	9.10	8.55	7.85	8.05	8.05	<b>8.27</b>
<b>AYAM PROSES (SUPER)</b> <i>Processed Chicken - (RM/kg)</i>	9.25	8.90	9.05	8.95	8.95	9.25	9.70	9.80	9.50	9.00	9.20	9.10	<b>9.22</b>
<b>AYAM TUA</b> <i>Culled Chicken - (RM/kg)</i>	8.40	8.45	8.35	7.85	7.90	8.10	8.15	8.55	8.60	8.50	8.15	7.75	<b>8.23</b>
<b>PUYUH PROSES</b> <i>Processed Quail - (RM/kg)</i>	24.00	24.00	24.00	24.00	24.00	24.00	24.00	24.00	24.00	24.00	24.00	24.00	<b>24.00</b>
<b>BIRI-BIRI IMPORT (PEJAL)</b> <i>Imported Mutton (Lean) - (RM/kg)</i>	23.60	23.60	23.50	24.10	24.30	24.25	24.20	24.25	23.95	24.00	24.70	24.65	<b>24.09</b>
<b>DAGING KAMBING TEMPATAN</b> <i>Local Mutton - (RM/kg)</i>	36.25	36.05	36.10	36.85	36.75	37.10	37.15	37.45	37.75	37.95	38.45	38.80	<b>37.22</b>
<b>DAGING LEMBU TEMPATAN</b> <i>Local Beef - (RM/kg)</i>	28.20	28.55	28.45	28.55	28.65	29.35	29.50	29.90	29.75	29.90	29.80	29.90	<b>29.21</b>
<b>DAGING LEMBU IMPORT</b> <i>(INDIA NO. 1 - Top Side)</i> <i>Imported Beef (RM/kg)</i>	16.75	16.90	17.15	17.25	17.45	17.45	17.45	17.55	17.60	17.70	17.80	18.15	<b>17.43</b>
<b>DAGING LEMBU IMPORT</b> <i>(INDIA NO. 2 - Silver Side)</i> <i>Imported Beef (RM/kg)</i>	15.25	15.40	15.30	15.55	15.56	15.80	15.90	15.85	15.90	15.95	16.05	16.40	<b>15.74</b>
<b>TELUR AYAM (sen/biji)</b> <i>Chicken Egg (cent/egg)</i>													
Gred A	0.37	0.37	0.37	0.36	0.38	0.38	0.37	0.38	0.39	0.38	0.38	0.38	<b>0.38</b>
Gred B	0.35	0.36	0.36	0.35	0.36	0.37	0.36	0.37	0.37	0.37	0.36	0.36	<b>0.36</b>
Gred C	0.35	0.35	0.35	0.34	0.35	0.36	0.35	0.36	0.36	0.36	0.36	0.36	<b>0.35</b>
<b>TELUR ITIK (sen/biji)</b> <i>Duck Egg (cent/egg)</i>													
Besar (Large)	0.75	0.75	0.75	0.75	0.75	0.75	0.75	0.75	0.75	0.75	0.75	0.75	<b>0.75</b>
Sedang (Medium)	0.65	0.65	0.65	0.65	0.65	0.65	0.65	0.65	0.65	0.65	0.65	0.65	<b>0.65</b>
<b>TELUR MASIN MERAH (sen/biji)</b> <i>Salted Egg (cent/egg)</i>	0.90	0.90	0.90	0.90	0.95	0.90	0.95	0.95	0.95	0.95	0.95	0.95	<b>0.93</b>
<b>TELUR PUYUH (sen/biji)</b> <i>Quail Egg (cent/egg)</i>													
Sedang (Medium)	0.20	0.20	0.21	0.21	0.20	0.20	0.20	0.20	0.20	0.20	0.20	0.20	<b>0.20</b>

Sumber : FAMA - Warta Barangan

Source : FAMA

**MALAYSIA : HARGA RUNCIT HASILAN TERNAKAN, 2007-2016**
*Malaysia : Retail Price of Livestock Products, 2007-2016*

KOMODITI Commodity	2007	2008	2009	2010	2011	2012	2013	2014	2015	2016
<b>AYAM KACUKAN BETINA (HIDUP)</b> <i>Female Cross Bred (Live) - (RM/kg)</i>	5.04	5.50	5.65	6.05	6.35	5.95	6.34	6.33	6.23	6.73
<b>AYAM KAMPUNG (BETINA)</b> <i>Local Fowl (Female) - (RM/kg)</i>	10.01	10.20	10.80	11.05	11.75	12.50	10.34	13.12	12.58	13.47
<b>AYAM PROSES (STANDARD)</b> <i>Processed Chicken - (RM/kg)</i>	6.10	6.85	7.00	7.05	7.90	7.40	7.88	7.77	7.82	8.27
<b>AYAM PROSES (SUPER)</b> <i>Processed Chicken - (RM/kg)</i>	n.a	7.95	7.55	7.95	8.65	8.70	8.85	8.90	8.81	9.22
<b>AYAM TUA</b> <i>Culled Chicken - (RM/kg)</i>	5.09	5.80	6.00	5.95	6.75	6.85	7.08	7.10	8.15	8.23
<b>PUYUH PROSES</b> <i>Processed Quail - (RM/kg)</i>	14.56	14.85	15.65	16.00	15.50	16.05	16.50	16.80	17.22	24.00
<b>BIRI-BIRI IMPORT (PEJAL)</b> <i>Imported Mutton (Lean) - (RM/kg)</i>	14.75	14.85	15.30	18.45	20.05	21.10	21.35	22.20	21.27	24.09
<b>DAGING KAMBING TEMPATAN</b> <i>Local Mutton - (RM/kg)</i>	25.40	26.20	26.80	27.10	29.40	31.55	32.55	34.90	35.56	37.22
<b>DAGING LEMBU TEMPATAN</b> <i>Local Beef - (RM/kg)</i>	17.60	18.70	19.15	19.35	20.00	22.00	23.18	26.08	29.84	29.21
<b>DAGING LEMBU IMPORT</b> <i>INDIA No. 1 - Top Side (RM/kg)</i>	9.20	10.95	12.05	12.35	12.35	14.2	14.18	15.2	16.14	17.43
<b>DAGING LEMBU IMPORT</b> <i>INDIA No. 2 - Silver Side (RM/kg)</i>	8.20	10.05	10.90	11.00	11.25	12.40	12.93	13.97	14.61	15.74
<b>TELUR AYAM (sen/biji)</b> <i>Chicken Egg (cent/egg)</i>										
Gred A	28	31	33	33	36	34	37	38	39	38
Gred B	27	30	32	32	35	33	36	37	38	36
Gred C	26	29	31	31	33	32	35	36	36	35
<b>TELUR ITIK (sen/biji)</b> <i>Duck Egg (cent/egg)</i>										
Besar (Large)	48	55	60	60	65	65	65	68	68	75
Sedang (Medium)	45	50	55	50	60	60	55	60	63	65
<b>TELUR MASIN MERAH (sen/biji)</b> <i>Salted Egg (cent/egg)</i>	63	70	75	70	78	75	78	83	87	93
<b>TELUR PUYUH (SEDANG) - (sen/biji)</b> <i>Quail Egg (Medium) - (cent/egg)</i>	12	12	13	14	14	16	16	18	19	20

Sumber : FAMA - Warta Barangan  
Source : FAMA

n.a : tiada maklumat (not available)

