

JADUAL 3.1: SEMBELIHAN TERNAKAN RUMINAN DAN BABI MENGIKUT NEGERI, 2022

Table 3.1: Number of Slaughter Ruminant and Swine by States, 2022

NEGERI <i>State</i>	KERBAU <i>Buffalo</i>	LEMBU <i>Cattle</i>	KAMBING <i>Goat</i>	BEBIRI <i>Sheep</i>	BABI <i>Swine</i>
Perlis	52	3,932	298	97	-
Kedah	734	18,691	5,978	3,094	-
P.Pinang	43	5,613	1,337	2	233,930
Perak	1,392	5,558	474	1	160,628
Selangor	613	15,437	7,467	1,671	721,328
N. Sembilan	451	6,268	310	237	-
Melaka	140	5,134	1,018	798	9,132
Johor	76	16,073	7,322	2,209	324,228
Pahang	1,196	10,601	128	4	24,826
Terengganu	1,760	9,723	58	6	-
Kelantan	87	18,509	7	87	28
W.P KL	-	-	-	-	-
JUMLAH <i>Total</i>					
2022	6,544	115,539	24,397	8,206	1,474,100
2021	7,484	115,583	17,113	10,627	1,527,251
% tambah/(susut) <i>% Increase/(Decrease)</i>	(12.6)	(0.0)	42.6	(22.8)	(3.5)

Sumber : Bahagian Regulatori, Jabatan Perkhidmatan Veterinar

Source: Regulatory Division, Department of Veterinary Services

JADUAL 3.2: SIRI MASA SEMBELIHAN TERNAKAN RUMINAN DAN BABI, SEMENANJUNG MALAYSIA, 2022*Table 3.2: Number of Slaughter Ruminant and Swine by States, 2022*

TAHUN <i>Year</i>	KERBAU <i>Buffalo</i>	LEMBU <i>Cattle</i>	KAMBING <i>Goat</i>	BEBIRI <i>Sheep</i>	BABI <i>Swine</i>
2013	7,219	123,496	64,097	15,665	1,363,611
2014	7,715	136,225	67,586	17,082	1,181,978
2015	7,678	149,174	69,449	17,193	1,259,230
2016	7,121	129,224	64,411	20,676	1,147,780
2017	9,058	116,036	63,875	18,386	1,304,977
2018	7,804	103,728	79,066	24,022	1,325,563
2019	5,200	82,867	51,453	16,217	1,573,468
2020	6,844	114,674	18,868	8,823	1,546,442
2021	7,487	115,590	17,117	10,625	1,527,251
2022	6,544	115,539	24,397	8,206	1,474,100

JADUAL 3.3: SEMBELIHAN BULANAN TERNAKAN KERBAU MENGIKUT NEGERI, 2022

Table 3.3: Number of Slaughter Ruminant and Swine by States, 2022

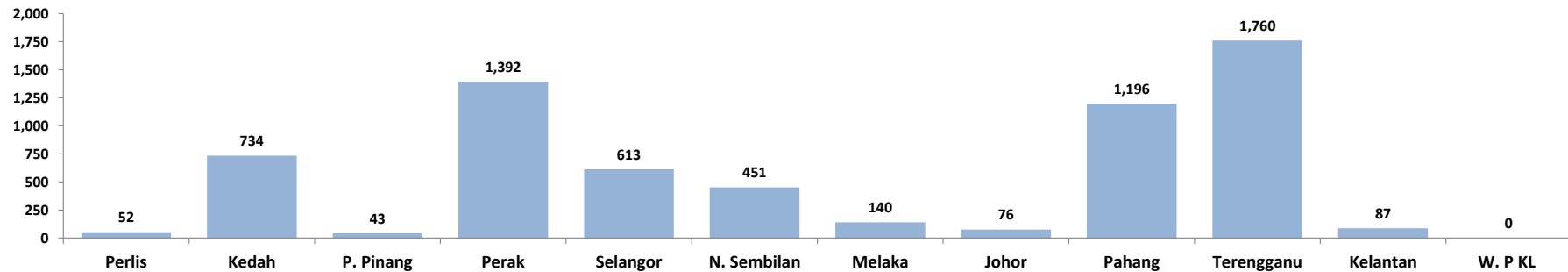
NEGERI State	JAN Jan	FEB Feb	MAC Mar	APR Apr	MEI May	JUN Jun	JUL Jul	OGO Aug	SEP Sep	OKT Oct	NOV Nov	DIS Dec	JUMLAH Total
Perlis	4	3	11	5	-	2	15	-	1	11	-	-	52
Kedah	52	59	95	190	56	24	175	7	7	14	14	41	734
P. Pinang	-	-	-	4	-	10	7	9	6	1	-	6	43
Perak	61	19	74	324	274	39	524	12	13	17	14	21	1,392
Selangor	28	45	54	120	77	54	41	30	17	56	45	46	613
N. Sembilan	1	24	64	150	59	35	26	9	31	33	10	9	451
Melaka	15	10	14	49	34	-	8	7	-	3	-	-	140
Johor	-	-	3	6	12	-	14	4	-	-	10	27	76
Pahang	76	69	78	198	96	44	393	26	37	48	57	74	1,196
Terengganu	168	208	180	394	227	96	86	49	107	83	58	104	1,760
Kelantan	61	-	26	-	-	-	-	-	-	-	-	-	87
W. P KL	-	-	-	-	-	-	-	-	-	-	-	-	-
JUMLAH Total	466	437	599	1,440	835	304	1,289	153	219	266	208	328	6,544

Sumber : Bahagian Regulatori, Jabatan Perkhidmatan Veterinar
Source: Regulatory Division, Department of Veterinary Services

S. Malaysia : Sembelihan Ternakan Kerbau Mengikut Negeri , 2022

P. Malaysia : Number of Slaughter Buffalo By States, 2022

Bilangan (Number)



JADUAL 3.4: SEMBELIHAN BULANAN TERNAKAN LEMBU MENGIKUT NEGERI, 2022

Table 3.4: Number of Slaughter Ruminant and Swine by States, 2022

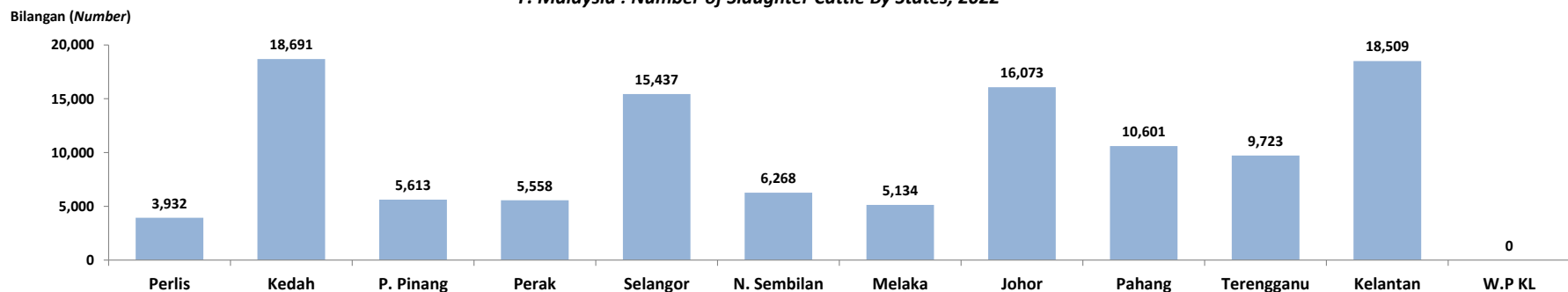
NEGERI State	JAN Jan	FEB Feb	MAC Mar	APR Apr	MEI May	JUN Jun	JUL Jul	OGO Aug	SEP Sep	OKT Oct	NOV Nov	DIS Dec	JUMLAH Total
Perlis	246	207	287	664	244	200	1,235	119	169	173	184	204	3,932
Kedah	698	518	888	1,636	1,140	1,629	9,072	619	801	666	510	514	18,691
P. Pinang	67	58	73	282	76	1,357	3,231	73	94	87	91	124	5,613
Perak	100	116	173	446	336	229	3,741	68	63	89	81	116	5,558
Selangor	801	736	953	1,732	1,335	880	6,179	432	497	570	584	738	15,437
N. Sembilan	269	240	537	832	322	530	2,105	267	273	255	265	373	6,268
Melaka	202	183	237	784	430	170	2,406	119	129	148	145	181	5,134
Johor	419	461	587	1,288	1,284	602	7,340	411	654	957	906	1,164	16,073
Pahang	388	497	519	813	867	323	5,582	330	316	319	261	386	10,601
Terengganu	551	456	590	1,011	547	580	4,631	188	251	331	292	295	9,723
Kelantan	937	966	1,350	3,170	945	1,802	4,943	861	995	884	891	765	18,509
W.P KL	-	-	-	-	-	-	-	-	-	-	-	-	-
JUMLAH Total	4,678	4,438	6,194	12,658	7,526	8,302	50,465	3,487	4,242	4,479	4,210	4,860	115,539

Sumber : Bahagian Regulatori, Jabatan Perkhidmatan Veterinar

Source: Regulatory Division, Department of Veterinary Services

S. Malaysia : Sembelihan Ternakan Lembu Mengikut Negeri, 2022

P. Malaysia : Number of Slaughter Cattle By States, 2022



JADUAL 3.5: SEMBELIHAN BULANAN TERNAKAN KAMBING MENGIKUT NEGERI, 2022

Table 3.5: Number of Slaughter Ruminant and Swine by States, 2022

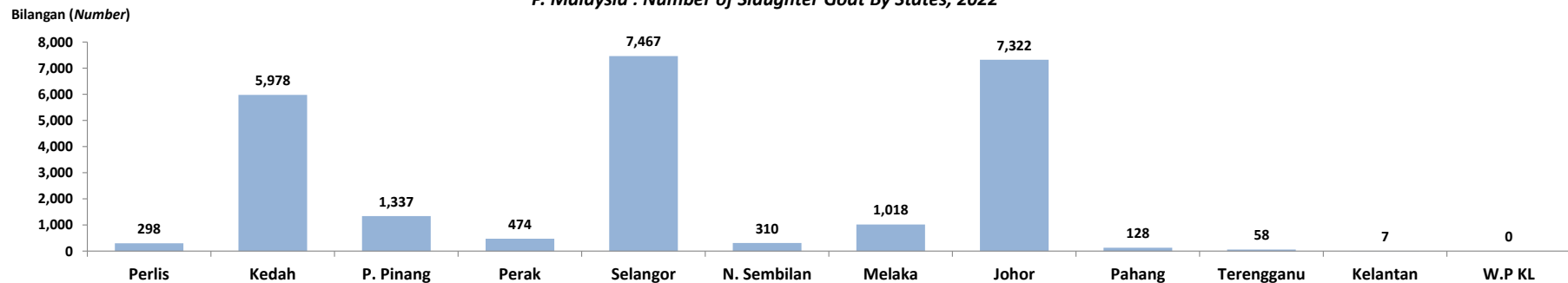
NEGERI State	JAN Jan	FEB Feb	MAC Mar	APR Apr	MEI May	JUN Jun	JUL Jul	OGO Aug	SEP Sep	OKT Oct	NOV Nov	DIS Dec	JUMLAH Total
Perlis	-	-	4	11	-	9	274	-	-	-	-	-	298
Kedah	496	523	549	719	531	255	758	433	411	514	379	410	5,978
P. Pinang	20	6	3	60	20	424	683	30	13	61	10	7	1,337
Perak	12	5	6	31	38	34	143	-	25	159	9	12	474
Selangor	336	300	467	605	619	509	1886	489	491	793	482	490	7,467
N. Sembilan	13	12	10	23	28	22	33	13	23	128	5	-	310
Melaka	97	87	92	32	76	30	451	30	28	32	26	37	1,018
Johor	401	249	244	507	570	514	704	260	394	559	1,312	1,608	7,322
Pahang	13	3	6	9	9	-	77	1	-	1	3	6	128
Terengganu	18	7	1	-	2	-	30	-	-	-	-	-	58
Kelantan	-	1	4	-	-	2	-	-	-	-	-	-	7
W.P KL	-	-	-	-	-	-	-	-	-	-	-	-	-
JUMLAH Total	1,406	1,193	1,386	1,997	1,893	1,799	5,039	1,256	1,385	2,247	2,226	2,570	24,397

Sumber : Bahagian Regulatori, Jabatan Perkhidmatan Veterinar

Source: Regulatory Division, Department of Veterinary Services

S. Malaysia : Sembelihan Ternakan Kambing Mengikut Negeri, 2022

P. Malaysia : Number of Slaughter Goat By States, 2022



JADUAL 3.6: SEMBELIHAN BULANAN TERNAKAN BEBIRI MENGIKUT NEGERI, 2022

Table 3.6: Number of Slaughter Ruminant and Swine by States, 2022

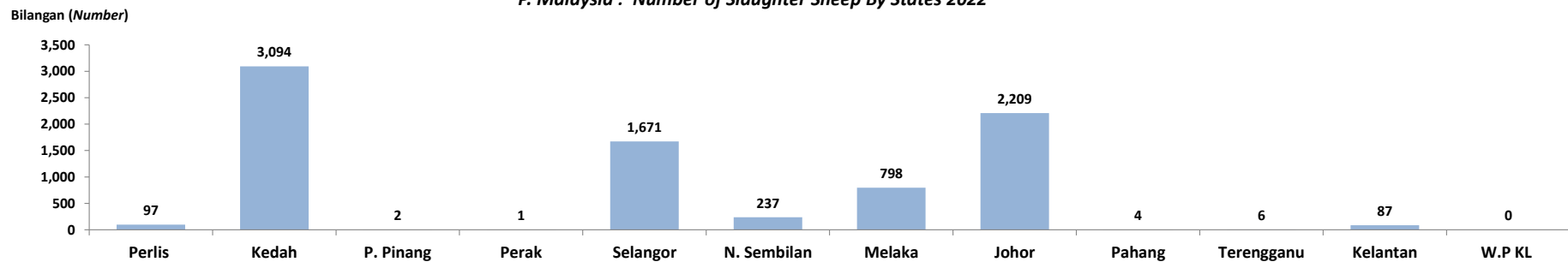
NEGERI State	JAN Jan	FEB Feb	MAC Mar	APR Apr	MEI May	JUN Jun	JUL Jul	OGO Aug	SEP Sep	OKT Oct	NOV Nov	DIS Dec	JUMLAH Total
Perlis	-	-	-	2	-	-	95	-	-	-	-	-	97
Kedah	144	170	244	367	338	411	450	188	206	250	121	205	3,094
P. Pinang	-	-	-	-	-	-	2	-	-	-	-	-	2
Perak	-	-	-	-	1	-	-	-	-	-	-	-	1
Selangor	139	56	37	129	66	31	155	20	134	526	131	247	1,671
N. Sembilan	26	8	30	25	21	22	39	17	4	16	11	18	237
Melaka	126	76	68	19	84	15	217	15	36	36	28	78	798
Johor	18	65	42	58	72	62	1427	40	76	78	123	148	2,209
Pahang	-	-	-	-	-	-	3	-	-	-	-	1	4
Terengganu	2	-	-	-	-	-	4	-	-	-	-	-	6
Kelantan	6	14	24	25	4	10	-	-	4	-	-	-	87
W.P KL	-	-	-	-	-	-	-	-	-	-	-	-	-
JUMLAH Total	461	389	445	625	586	551	2,392	280	460	906	414	697	8,206

Sumber : Bahagian Regulatori, Jabatan Perkhidmatan Veterinar

Source: Regulatory Division, Department of Veterinary Services

S. Malaysia : Sembelihan Ternakan Bebiri Mengikut Negeri, 2022

P. Malaysia : Number of Slaughter Sheep By States 2022



JADUAL 3.7: SEMBELIHAN BULANAN TERNAKAN BABI MENGIKUT NEGERI, 2022

Table 3.7: Number of Slaughter Ruminant and Swine by States, 2022

NEGERI State	JAN Jan	FEB Feb	MAC Mar	APR Apr	MEI May	JUN Jun	JUL Jul	OGO Aug	SEP Sep	OKT Oct	NOV Nov	DIS Dec	JUMLAH Total
Perlis	-	-	-	-	-	-	-	-	-	-	-	-	-
Kedah	-	-	-	-	-	-	-	-	-	-	-	-	-
P. Pinang	23,490	15,080	19,038	19,315	18,328	18,783	19,860	21,218	19,914	19,269	19,123	20,512	233,930
Perak	17,165	10,270	13,917	14,877	14,816	12,648	12,490	13,432	12,948	11,504	12,763	13,798	160,628
Selangor	73,824	48,696	60,379	63,742	61,752	59,898	58,199	61,041	54,711	56,230	58,701	64,155	721,328
N. Sembilan	-	-	-	-	-	-	-	-	-	-	-	-	-
Melaka	5,491	2,835	806	-	-	-	-	-	-	-	-	-	9,132
Johor	31,462	16,978	27,738	30,292	29,951	27,000	27,384	29,466	26,792	26,403	24,470	26,292	324,228
Pahang	2,995	1,560	2,109	2,105	2,233	2,025	1,936	2,325	1,968	1,889	1,840	1,841	24,826
Terengganu	-	-	-	-	-	-	-	-	-	-	-	-	-
Kelantan	4	2	2	3	2	3	2	2	2	2	2	2	28
W. P KL	-	-	-	-	-	-	-	-	-	-	-	-	-
JUMLAH Total	154,431	95,421	123,989	130,334	127,082	120,357	119,871	127,484	116,335	115,297	116,899	126,600	1,474,100

Sumber : Bahagian Regulatori, Jabatan Perkhidmatan Veterinar

Source: Regulatory Division, Department of Veterinary Services

S. Malaysia : Sembelihan Ternakan Babi Mengikut Negeri, 2022

P. Malaysia : Number of Slaughter Swine By States, 2022

